

DATE: 2/09/25
TIME: 17:13:22

RANDOLPH COUNTY
FINANCIAL STATEMENT
MONTH ENDING- 1/2025

PROG: SA058B
PAGE: 1

ACCOUNT	DESCRIPTION	BEGINNING BALANCE	CURRENT MONTH COLLECTIONS	ORDERS ISSUED	BALANCE PER BOOKS
FUND - 001	GENERAL COUNTY				
	FUND 001 TOTALS	2653813.34	254529.96	1595897.84-	1312445.46
FUND - 002	COAL SEVERANCE				
	FUND 002 TOTALS	354633.40	38397.86	22574.85-	370456.41
FUND - 003	DOG FUND				
	FUND 003 TOTALS	8370.40	1.73	.00	8372.13
FUND - 004	GENERAL SCHOOL				
	FUND 004 TOTALS	64719.93	13.09	.00	64733.02
FUND - 005	MAGISTRATE COURT				
	FUND 005 TOTALS	7457.81	.00	.00	7457.81
FUND - 006	WORTHLESS CHECK				
	FUND 006 TOTALS	27469.73	.00	.00	27469.73
FUND - 007	E-911				
	FUND 007 TOTALS	217696.65	18050.15	89866.69-	145880.11
FUND - 008	HOME CONFINEMENT				
	FUND 008 TOTALS	132514.86	3477.00	.00	135991.86
FUND - 022	PROJECT LIFESAVER				
	FUND 022 TOTALS	2922.43	.00	.00	2922.43
FUND - 023	FLOODPLAIN DEV. FUND				
	FUND 023 TOTALS	8687.07	.00	.00	8687.07
FUND - 024	FIRE FEE FUND				
	FUND 024 TOTALS	25754.22	213713.36	821.22-	238646.36
FUND - 039	COAL REALLOCATED SEV				
	FUND 039 TOTALS	200542.38	.00	.00	200542.38

DATE: 2/09/25
TIME: 17:13:22

RANDOLPH COUNTY
FINANCIAL STATEMENT
MONTH ENDING- 1/2025

PROG: SA058B

PAGE: 2

ACCOUNT	DESCRIPTION	BEGINNING BALANCE	CURRENT MONTH COLLECTIONS	ORDERS ISSUED	BALANCE PER BOOKS
FUND - 040	OPIOID SETTLEMENT				
	FUND 040 TOTALS	459809.25	168669.14	48308.43-	580169.96
FUND - 041	FIRE PROTECTION FUND				
	FUND 041 TOTALS	101213.90	12.89	.00	101226.79
FUND - 042	EMS SLRY ENHCMENT				
	FUND 042 TOTALS	1095.05	.14	.00	1095.19
FUND - 045	SENIOR CENTER BOND				
	FUND 045 TOTALS	3148.01	570.07	.00	3718.08
FUND - 046	SENIOR CENTER TRUST				
	FUND 046 TOTALS	276209.73	.00	.00	276209.73
FUND - 056	ASSESSOR VALUATION				
	FUND 056 TOTALS	304070.73	87.12	24412.69-	279745.16
FUND - 058	FIN STABILIZATION				
	FUND 058 TOTALS	1656267.76	351.67	.00	1656619.43
FUND - 059	CONCEALED WEAPONS				
	FUND 059 TOTALS	62075.86	1613.45	1550.00-	62139.31
FUND - 061	COCLERK ELECTION ADM				
	FUND 061 TOTALS	22775.03	2.81	.00	22777.84
FUND - 062	COCLRK REAL E-RECORD				
	FUND 062 TOTALS	22775.03	2.81	.00	22777.84
FUND - 071	JURY & WITNESS				
	FUND 071 TOTALS	.00	.00	.00	.00
FUND - 072	COMMUNITY CORRECTION				
	FUND 072 TOTALS	1367653.45	5180.00	23814.00-	1349019.45

DATE: 2/09/25
TIME: 17:13:22

RANDOLPH COUNTY
FINANCIAL STATEMENT
MONTH ENDING- 1/2025

PROG: SA058B

PAGE: 3

ACCOUNT	DESCRIPTION	BEGINNING BALANCE	CURRENT MONTH COLLECTIONS	ORDERS ISSUED	BALANCE PER BOOKS
FUND - 073	CONFISCATED PROPERTY				
	FUND 073 TOTALS	32994.66	7.01	.00	33001.67
FUND - 074	P.A. DRUG FORFEITURE				
	FUND 074 TOTALS	32661.09	.00	.00	32661.09
FUND - 075	MTNREGION TASK FORCE				
	FUND 075 TOTALS	199870.71	24.97	8541.40-	191354.28
FUND - 076	FED MTNREG TASKFORCE				
	FUND 076 TOTALS	8337.97	1987.80	.00	10325.77
FUND - 101	FED GRANT 101 VOCA				
	FUND 101 TOTALS	8246.76	.00	4382.96-	3863.80
FUND - 140	FUND 140: PRO GRANT				
	FUND 140 TOTALS	23830.54	1.79	19284.94-	4547.39
FUND - 150	STATE GRANT 150				
	FUND 150 TOTALS	1009.89	.13	.00	1010.02
FUND - 151	STATE GRANT 151				
	FUND 151 TOTALS	49801.60	.00	13997.36-	35804.24
FUND - 160	SGFUND160 CDBG/CARES				
	FUND 160 TOTALS	80401.42	.00	.00	80401.42
FUND - 206	COVID 19				
	FUND 206 TOTALS	2037.56	.00	.00	2037.56
FUND - 207	ARP ACT OF 2021				
	FUND 207 TOTALS	35039.04	4.46	.00	35043.50
FUND - 208	FUND 208				
	FUND 208 TOTALS	636760.78	81.01	2062.88-	634778.91

DATE: 2/09/25
TIME: 17:13:22

RANDOLPH COUNTY
FINANCIAL STATEMENT
MONTH ENDING- 1/2025

PROG: SA058B

PAGE: 4

ACCOUNT	DESCRIPTION	BEGINNING BALANCE	CURRENT MONTH COLLECTIONS	ORDERS ISSUED	BALANCE PER BOOKS
FUND - 273	TIF #1 ELKINS (273)				
	FUND 273 TOTALS	.00	725.58	725.58-	.00
FUND - 312	CRIMINAL CHARGES				
	FUND 312 TOTALS	.00	.00	.00	.00
FUND - 314	STATE FINES				
	FUND 314 TOTALS	.00	.00	.00	.00
FUND - 315	STATE POLICE				
	FUND 315 TOTALS	15.00	1550.00	.00	1565.00
FUND - 316	STATE CURRENT				
	FUND 316 TOTALS	.00	2494.28	2494.28-	.00
FUND - 361	CERTIFIED TO STATE				
	FUND 361 TOTALS	363591.11	10638.89	217903.53-	156326.47
FUND - 362	REFUNDS				
	FUND 362 TOTALS	.00	561.73	561.73-	.00
FUND - 364	TAX LIEN FUND				
	FUND 364 TOTALS	15407.80	.00	.00	15407.80
FUND - 365	DEL & NONENTER LAND				
	FUND 365 TOTALS	43408.80	.00	.00	43408.80
FUND - 366	BOARD OF HEALTH				
	FUND 366 TOTALS	905288.75	354575.46	113360.55-	1146503.66
FUND - 368	TASKFORCESEIZEDASSET				
	FUND 368 TOTALS	126021.01	16.03	6382.00-	119655.04
FUND - 369	WVDSRF				
	FUND 369 TOTALS	100.62	480.00	400.00-	180.62

DATE: 2/09/25
TIME: 17:13:22

RANDOLPH COUNTY
FINANCIAL STATEMENT
MONTH ENDING- 1/2025

PROG: SA058B

PAGE: 5

ACCOUNT	DESCRIPTION	BEGINNING BALANCE	CURRENT MONTH COLLECTIONS	ORDERS ISSUED	BALANCE PER BOOKS
FUND - 373	SCHOOL CURRENT				
	FUND 373 TOTALS	.00	216133.88	216133.88-	.00
FUND - 374	SCHOOL EXCESS				
	FUND 374 TOTALS	.00	11.82	11.82-	.00
FUND - 378	BEVERLY CORP				
	FUND 378 TOTALS	.00	1643.15	1643.15-	.00
FUND - 379	COALTON CORP				
	FUND 379 TOTALS	.00	123.28	123.28-	.00
FUND - 380	ELKINS CORP				
	FUND 380 TOTALS	.00	30055.09	30055.09-	.00
FUND - 381	HARMAN CORP				
	FUND 381 TOTALS	.00	.00	.00	.00
FUND - 382	HUTTONSVILLE CORP				
	FUND 382 TOTALS	.00	916.63	916.63-	.00
FUND - 383	MILL CREEK CORP				
	FUND 383 TOTALS	.00	1817.69	1817.69-	.00
FUND - 384	MONTROSE CORP				
	FUND 384 TOTALS	.00	528.35	528.35-	.00
FUND - 408	SEIZED ASSET HOLDING				
	FUND 408 TOTALS	8449.80	1.79	.00	8451.59
FUND - 902	PAYROLL				
	FUND 902 TOTALS	15854.14	267231.07	267231.07-	15854.14
FUND - 903	ELEC TRAN CLEARING				
	FUND 903 TOTALS	45224.60	13476.59	48090.64-	10610.55


DATE: 2/09/25
TIME: 17:13:22


RANDOLPH COUNTY
FINANCIAL STATEMENT
MONTH ENDING- 1/2025

PROG: SA058B

PAGE: 6

ACCOUNT	DESCRIPTION	BEGINNING BALANCE	CURRENT MONTH COLLECTIONS	ORDERS ISSUED	BALANCE PER BOOKS
FINAL TOTALS		10616029.67	1609761.73	2763894.53-	9461896.87
BALANCE IN COUNTY DEPOSITORIES AT END OF MONTH:		10,849,579.79			
ORDERS/DEBITS OUTSTANDING:		2,606,170.98-			
DEPOSITS/CREDITS OUTSTANDING:		1,199,000.63			
NET BANK BALANCE		9,442,409.44			
CASH ON HAND		1,110.00			
J&W		100.00-			
SHERIFF FEES		7.01-			
SHERIFF FUND		280.11-			
UNDISTRIBUTED FUNDS		18,764.55			
TOTAL IN COUNTY DEPOSITRIES AND OFFICES:		9,461,896.87			

I, , Sheriff of Randolph County, West Virginia,
do hereby certify that the foregoing is a true and correct statement of the finances of
Randolph County, for the month ending January 31, 2025 showing the balance on
hand at the beinning of the month, the amount received, the amount distributed and the
remaining in the Treasury and County Depositories; to the Best of my abilities and knowledge.
Given under my hand this 10 day of Feb, 2025

 Sheriff of Randolph County

DATE: 2/09/25
 TIME: 17:11:36

SHERIFF'S ACCOUNTING SYSTEM
 BANK BALANCE AS OF 01/31/2025

PAGE: 1
 PROG: SA0068

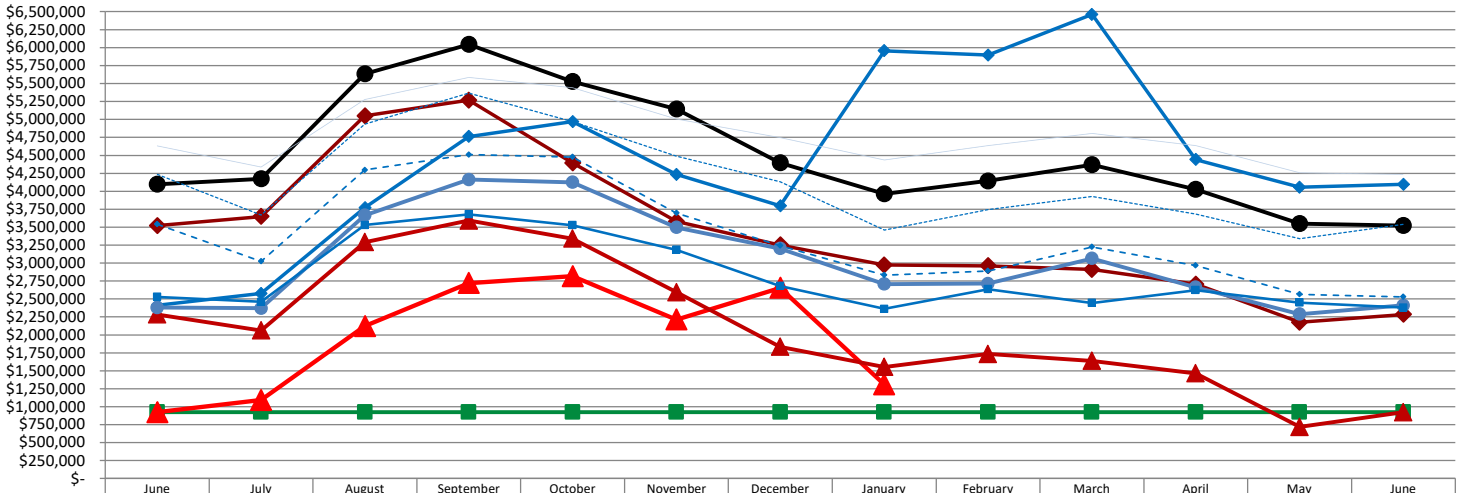
DAVIS TRUST COMPANY	BANK BALANCE	OUTSTANDING CHECKS/DEBITS	OUTSTANDING DEPOSITS/CREDITS	BOOK BALANCE
MAGISTRATE CT FUND	7,457.81	.00	.00	7,457.81
WORTHLESS CHECK FUND	27,469.73	.00	.00	27,469.73
HOME MONITORING PROGRAM	133,918.86	.00	2,073.00	135,991.86
ASSESSOR VALUATION	280,833.81	995.05-	.00	279,838.76
CONCEALED WEAPONS ACCT	62,734.31	825.00-	1,795.00	63,704.31
JURY & WITNESS FEE	934.36	834.36-	.00	100.00
TAX LIEN FUND	23,610.73	8,202.93-	.00	15,407.80
DELINQ NON-ENTERED LAND	43,408.80	.00	.00	43,408.80
WVDSRF	.62	.00	180.00	180.62
SHERIFF'S FUND	905.05	540.00-	.06	365.11
*** BANK TOTAL ***	581,274.08	11,397.34-	4,048.06	573,924.80

CITIZENS NATIONAL BANK	BANK BALANCE	OUTSTANDING CHECKS/DEBITS	OUTSTANDING DEPOSITS/CREDITS	BOOK BALANCE
GENERAL COUNTY CMA	1,972,924.94	957,000.00-	163,415.48	1,179,340.42
COAL SEVERANCE CMA	357,052.41	.00	.00	357,052.41
DOG FUND CMA	8,176.75	.00	.00	8,176.75
GENERAL SCHOOL J P	64,732.02	.00	.00	64,732.02
EMERGENCY COMM 911	147,843.86	2,327.28-	363.53	145,880.11
PROJECT LIFESAVER	2,922.43	.00	.00	2,922.43
FLOODPLAIN DEV FUND	8,687.07	.00	.00	8,687.07
FIRE FEE FUND	203,243.57	151.20-	35,553.99	238,646.36
COAL REALLOCATION SEV TAX	200,542.38	.00	.00	200,542.38
FUND40:OPIOID STLMNT	628,478.39	48,308.43-	.00	580,169.96
FUND41:CO FIRE PROTECTION	101,226.79	.00	.00	101,226.79
FUND42:EMS SLRY ENHCMT	1,095.19	.00	.00	1,095.19
SENIOR CENTER BOND	3,718.08	.00	.00	3,718.08
SENIOR CENTER TRUST	276,209.73	.00	.00	276,209.73
FINANCIAL STABILIZATION	1,656,619.43	.00	.00	1,656,619.43
061:CO CLERK ELECTN ADMIN	22,777.84	.00	.00	22,777.84
062:COCLERK REAL E-RECORD	22,777.84	.00	.00	22,777.84
COMMUNITY CORRECTIONS	1,356,325.18	7,305.73-	.00	1,349,019.45
P.A. DRUG FORFEITURE	32,661.09	.00	.00	32,661.09
MTN REGION TASK FORCE	191,354.28	.00	.00	191,354.28
FED CRIMINALINVESTIGATIOS	10,306.33	.00	19.44	10,325.77
FED GRANT FUND 101-VOCA	3,863.80	.00	.00	3,863.80
FUND 140: PRO GRANT	4,547.39	.00	.00	4,547.39
STATE GRANT FUND 150	1,010.02	.00	.00	1,010.02
STATE GRANT 151	35,804.24	.00	.00	35,804.24
CDBG/CARES GRANT	80,401.42	.00	.00	80,401.42
COVID 19	2,037.56	.00	.00	2,037.56
FUND207-ARP ACT OF 2021	35,043.50	.00	.00	35,043.50
FUND 208	634,778.91	.00	.00	634,778.91
HOTEL/MOTEL	117,317.67	5,000.00-	1,874.59	114,192.26
CIRCUIT CLERK FEES	61.00	60.00-	.00	1.00
SHERIFF FEES	3,335.01	3,948.00-	620.00	7.01

FUND361: CERTIFIED 2 STATE	231,715.00	75,388.53-	.00	156,326.47
BOARD OF HEALTH	1,181,218.66	35,059.11-	344.11	1,146,503.66
TF SEIZED ASSET HOLDING	119,655.04	.00	.00	119,655.04
SEIZED ASSET HOLDING	8,451.59	.00	.00	8,451.59
PAYROLL ACCT	17,661.83	1,807.69-	.00	15,854.14
GENERAL CO CHECKING	45,771.92	984,869.34-	957,000.00	17,902.58
COAL SEVERANCE CHECKING	13,404.00	.00	.00	13,404.00
DOG FUND CHECKING	.98	.00	.00	.98
GENERAL SCHOOL CHECKING	1.00	.00	.00	1.00
WV ELECTRONIC TR CLEARING	44,403.36	33,792.81-	.00	10,610.55
TAX ACCOUNT	385,144.54	439,755.52-	35,761.43	18,849.55-
*** BANK TOTAL ***	10,235,304.04	2,594,773.64-	1,194,952.57	8,835,482.97

MOUNTAIN VALLEY BANK	BANK BALANCE	OUTSTANDING CHECKS/DEBITS	OUTSTANDING DEPOSITS/CREDITS	BOOK BALANCE
CRIMINAL INVESTIGATIONS	33,001.67	.00	.00	33,001.67
*** BANK TOTAL ***	33,001.67	.00	.00	33,001.67
*** COUNTY TOTAL ***	10,849,579.79	2,606,170.98-	1,199,000.63	9,442,409.44
CASH ON HAND				1,110.00
J&W				100.00-
SHERIFF FEES				7.01-
SHERIFF FUND				280.11-
UNDISTRIBUTED FUNDS				18,764.55
*** TOTAL ***				9,461,896.87

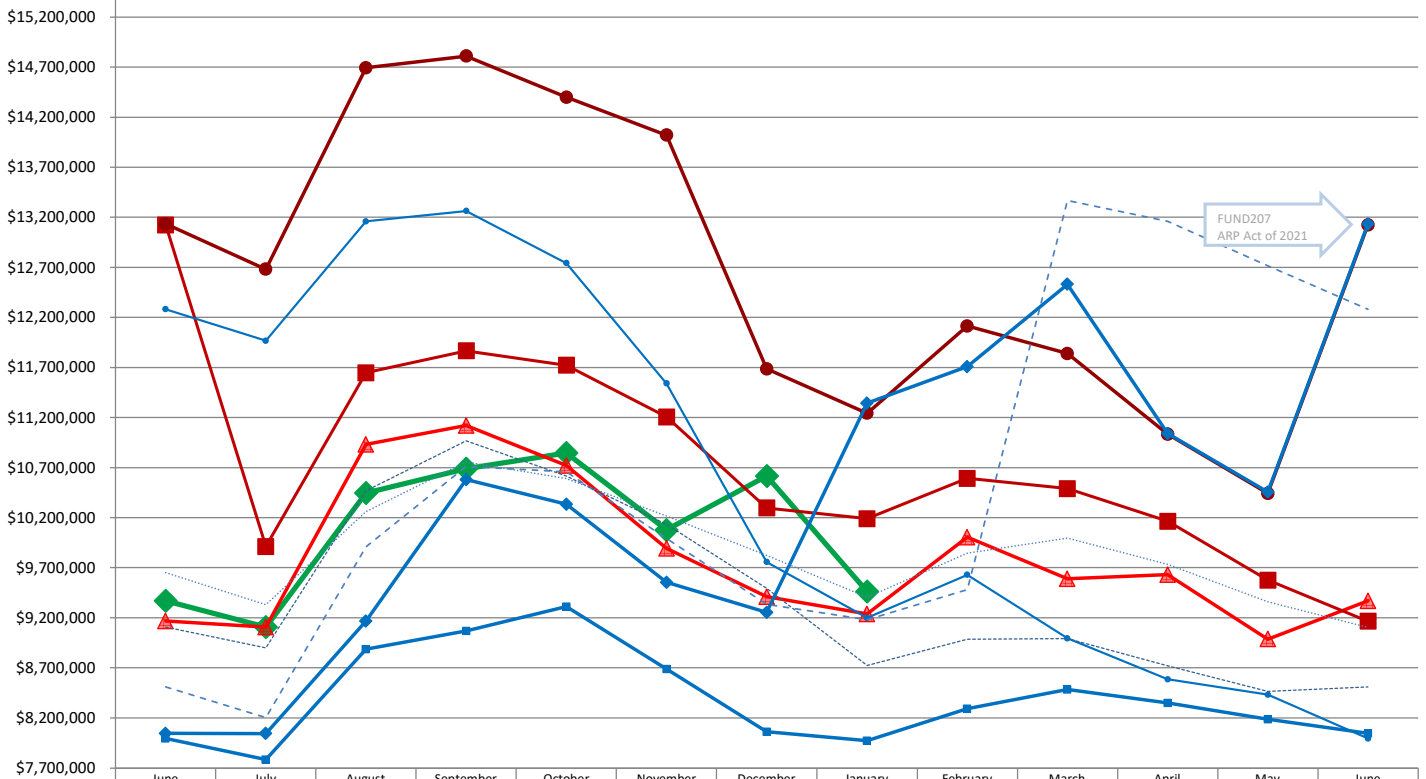
GC Fund Monthly Balance Comparison



	June	July	August	September	October	November	December	January	February	March	April	May	June
FY2025 Beg Balance	\$922,656	\$922,656	\$922,656	\$922,656	\$922,656	\$922,656	\$922,656	\$922,656	\$922,656	\$922,656	\$922,656	\$922,656	\$922,656
FY2025 GC (001)	\$922,656	\$1,093,409	\$2,122,006	\$2,721,365	\$2,818,122	\$2,213,842	\$2,653,813.34	\$1,312,445.46					
FY2024 GC (001)	\$2,284,336	\$2,060,971	\$3,290,648	\$3,590,111	\$3,339,249	\$2,592,912	\$1,832,497	\$1,552,417	\$1,733,346	\$1,636,315	\$1,464,470	\$716,542	\$922,656
FY2023 GC (001)	\$3,522,177	\$3,647,461	\$5,048,819	\$5,268,789	\$4,394,438	\$3,579,844	\$3,251,695	\$2,974,561	\$2,962,019	\$2,909,778	\$2,705,678	\$2,175,219	\$2,284,336
FY2022 GC (001)	\$4,095,819	\$4,171,713	\$5,633,065	\$6,044,068	\$5,525,560	\$5,143,045	\$4,395,638	\$3,964,214	\$4,143,797	\$4,368,773	\$4,025,931	\$3,549,493	\$3,522,177
FY2021 GC (001)	\$2,410,287	\$2,575,043	\$3,771,843	\$4,761,292	\$4,968,713	\$4,232,819	\$3,797,403	\$5,955,574	\$5,895,416	\$6,461,329	\$4,440,625	\$4,056,157	\$4,095,819
FY2020 GC (001)	\$2,379,078	\$2,370,340	\$3,664,628	\$4,160,875	\$4,125,357	\$3,494,678	\$3,199,837	\$2,707,711	\$2,713,158	\$3,062,407	\$2,663,276	\$2,288,180	\$2,410,287
FY2019 GC (001)	\$2,527,268	\$2,459,430	\$3,528,880	\$3,677,277	\$3,527,893	\$3,183,851	\$2,679,261	\$2,360,003	\$2,637,263	\$2,442,327	\$2,622,900	\$2,448,892	\$2,379,078
FY2018 GC (001)	\$3,539,239	\$3,023,875	\$4,295,403	\$4,509,328	\$4,474,504	\$3,695,510	\$3,241,601	\$2,831,316	\$2,889,347	\$3,224,853	\$2,966,224	\$2,564,621	\$2,527,268
FY2017 GC (001)	\$4,234,568	\$3,670,660	\$4,935,750	\$5,364,280	\$4,968,901	\$4,490,829	\$4,134,460	\$3,458,698	\$3,746,104	\$3,925,304	\$3,680,978	\$3,336,373	\$3,539,239
FY2016 GC (001)	\$4,633,165	\$4,338,349	\$5,275,442	\$5,583,060	\$5,441,721	\$5,005,357	\$4,749,223	\$4,433,423	\$4,634,228	\$4,807,429	\$4,636,459	\$4,257,438	\$4,234,568

- FY2025 Beg Balance
- ▲ FY2025 GC (001)
- ▲ FY2024 GC (001)
- ◆ FY2023 GC (001)
- FY2022 GC (001)
- ◆ FY2021 GC (001)
- FY2020 GC (001)
- ▲ FY2019 GC (001)
- - - FY2018 GC (001)
- - - FY2017 GC (001)
- - - FY2016 GC (001)

Total Monthly Fund Balance Comparison



	June	July	August	September	October	November	December	January	February	March	April	May	June
FY2025 All	\$9,369,691	\$9,106,665	\$10,445,912	\$10,689,951	\$10,847,136	\$10,077,188	\$10,616,029.6	\$9,461,896.87					
FY2024 All	\$9,166,928	\$9,105,703	\$10,931,707	\$11,120,894	\$10,720,132	\$9,892,809	\$9,411,066	\$9,238,679	\$10,005,884	\$9,588,787	\$9,631,115	\$8,986,956	\$9,369,691
FY2023 All	\$13,124,062	\$9,912,390	\$11,647,598	\$11,866,247	\$11,722,476	\$11,207,612	\$10,297,562	\$10,190,033	\$10,593,975	\$10,489,887	\$10,165,794	\$9,577,749	\$9,166,928
FY2022 All	\$13,133,665	\$12,681,047	\$14,692,813	\$14,810,286	\$14,400,201	\$14,020,328	\$11,685,158	\$11,243,248	\$12,113,798	\$11,838,676	\$11,033,326	\$10,443,743	\$13,124,062
FY2021 All	\$8,046,421	\$8,044,218	\$9,166,691	\$10,581,314	\$10,335,071	\$9,553,762	\$9,252,736	\$11,343,312	\$11,707,239	\$12,531,850	\$11,040,559	\$10,454,944	\$13,133,665
FY2020 All	\$7,995,622	\$7,784,473	\$8,884,914	\$9,067,040	\$9,311,782	\$8,688,397	\$8,062,086	\$7,972,669	\$8,290,528	\$8,484,171	\$8,350,480	\$8,186,322	\$8,046,421
FY2019 All	\$12,282,432	\$11,966,896	\$13,159,770	\$13,263,720	\$12,742,789	\$11,540,599	\$9,757,161	\$9,198,043	\$9,629,407	\$8,993,924	\$8,586,799	\$8,431,133	\$7,995,622
FY2018 All	\$8,508,086	\$8,202,766	\$9,909,500	\$10,711,381	\$10,658,165	\$9,991,158	\$9,332,521	\$9,181,686	\$9,480,086	\$13,367,188	\$13,159,830	\$12,714,175	\$12,282,432
FY2017 All	\$9,105,619	\$8,900,055	\$10,468,726	\$10,968,742	\$10,617,129	\$10,131,861	\$9,492,223	\$8,722,818	\$8,986,418	\$8,990,832	\$8,719,015	\$8,465,046	\$8,508,086
FY2016 All	\$9,649,199	\$9,330,428	\$10,262,091	\$10,755,916	\$10,591,461	\$10,216,201	\$9,823,858	\$9,403,320	\$9,845,998	\$9,993,950	\$9,734,705	\$9,360,179	\$9,105,619

- ◆ FY2025 All
- ▲ FY2024 All
- FY2023 All
- FY2022 All
- ◆ FY2021 All
- FY2020 All
- FY2019 All
- - - FY2018 All
- - - FY2017 All
- - - FY2016 All

FUND		001										
		Revenue										
		FY										
MONTH		2015	2016	2017	2018	2019	2020	2021	2022	2023	2024	2025
7		\$606,421	\$691,768	\$626,094	\$659,643	\$809,720	\$880,712	\$900,062	\$1,007,290	\$1,482,712	\$833,873	\$1,022,740
8		\$1,733,937	\$1,809,437	\$2,032,998	\$2,066,427	\$2,099,545	\$2,161,354	\$2,069,914	\$2,293,219	\$2,572,716	\$2,292,669	\$1,956,969
9		\$1,001,518	\$1,030,064	\$1,118,185	\$932,141	\$1,109,435	\$1,283,512	\$1,649,888	\$1,328,180	\$1,282,312	\$1,265,088	\$1,564,509
10		\$352,029	\$450,523	\$359,781	\$540,505	\$479,392	\$603,957	\$802,995	\$482,515	\$522,432	\$805,912	\$1,058,620
11		\$141,604	\$150,172	\$203,591	\$232,417	\$302,723	\$180,111	\$524,130	\$188,385	\$173,257	\$217,849	\$214,740
12		\$218,512	\$252,836	\$209,641	\$242,131	\$253,780	\$243,182	\$274,905	\$286,916	\$208,320	\$233,471	\$1,162,644
1		\$174,697	\$183,425	\$142,411	\$291,514	\$347,376	\$235,577	\$2,783,136	\$257,720	\$385,976	\$332,073	\$254,530
2		\$712,509	\$779,042	\$940,248	\$616,981	\$847,784	\$746,373	\$577,242	\$846,925	\$729,193	\$842,748	
3		\$687,447	\$757,121	\$857,206	\$889,081	\$455,626	\$903,569	\$1,234,760	\$877,834	\$800,844	\$1,040,047	
4		\$397,609	\$349,039	\$310,648	\$443,614	\$775,267	\$285,740	\$394,884	\$391,476	\$732,951	\$566,511	
5		\$207,197	\$213,926	\$182,814	\$234,440	\$209,899	\$344,876	\$255,848	\$283,301	\$237,671	\$293,810	
6		\$723,162	\$738,611	\$861,752	\$802,345	\$714,905	\$893,563	\$819,744	\$797,862	\$928,263	\$931,790	
Grand Total		\$6,956,641	\$7,405,963	\$7,845,369	\$7,951,237	\$8,405,452	\$8,762,526	\$12,287,509	\$9,041,624	\$10,056,648	\$9,655,840	\$7,234,752
Average		\$579,720	\$617,164	\$653,781	\$662,603	\$700,454	\$730,211	\$1,023,959	\$753,469	\$838,054	\$804,653	
Minimum		\$141,604	\$150,172	\$142,411	\$232,417	\$209,899	\$180,111	\$255,848	\$188,385	\$173,257	\$217,849	
Maximum		\$1,733,937	\$1,809,437	\$2,032,998	\$2,066,427	\$2,099,545	\$2,161,354	\$2,783,136	\$2,293,219	\$2,572,716	\$2,292,669	
Median		\$502,015	\$571,145	\$492,938	\$578,743	\$597,149	\$675,165	\$811,370	\$640,189	\$731,072	\$819,892	
Average-Median		\$77,705	\$46,018	\$160,843	\$83,860	\$103,306	\$55,045	\$212,589	\$113,280	\$106,982	-\$15,239	

FUND		001										
		Expense										
		FY										
MONTH		2015	2016	2017	2018	2019	2020	2021	2022	2023	2024	2025
7		-\$716,094	-\$986,584	-\$1,190,002	-\$1,175,007	-\$877,557	-\$889,450	-\$735,307	-\$931,396	-\$1,357,428	-\$1,057,238	-\$851,987
8		-\$657,835	-\$872,345	-\$767,909	-\$794,898	-\$1,030,094	-\$867,066	-\$873,114	-\$831,867	-\$1,171,358	-\$1,062,993	-\$928,372
9		-\$667,910	-\$722,446	-\$689,654	-\$718,216	-\$961,038	-\$787,266	-\$660,440	-\$917,177	-\$1,062,342	-\$965,625	-\$965,150
10		-\$638,585	-\$591,862	-\$755,161	-\$575,328	-\$628,776	-\$639,474	-\$595,574	-\$1,001,023	-\$1,396,783	-\$1,056,774	-\$961,863
11		-\$565,155	-\$586,536	-\$681,663	-\$1,011,411	-\$646,766	-\$810,790	-\$1,260,024	-\$570,901	-\$987,851	-\$964,186	-\$819,020
12		-\$460,855	-\$508,970	-\$566,011	-\$696,040	-\$758,369	-\$538,024	-\$710,321	-\$1,034,323	-\$536,470	-\$993,885	-\$722,673
1		-\$472,689	-\$499,225	-\$818,173	-\$701,799	-\$666,633	-\$727,702	-\$624,965	-\$689,144	-\$663,110	-\$612,153	-\$1,595,898
2		-\$606,348	-\$578,237	-\$652,842	-\$558,950	-\$570,524	-\$740,926	-\$637,400	-\$667,342	-\$741,735	-\$661,819	
3		-\$634,134	-\$583,920	-\$678,006	-\$553,575	-\$650,562	-\$554,320	-\$668,846	-\$652,858	-\$853,085	-\$1,137,077	
4		-\$517,200	-\$520,009	-\$554,974	-\$702,243	-\$594,694	-\$684,871	-\$2,415,589	-\$734,318	-\$937,051	-\$738,357	
5		-\$549,954	-\$592,947	-\$527,419	-\$636,043	-\$383,908	-\$719,971	-\$640,315	-\$759,740	-\$768,131	-\$1,041,738	
6		-\$526,854	-\$761,480	-\$658,886	-\$839,698	-\$784,719	-\$771,456	-\$780,082	-\$825,177	-\$819,145	-\$725,675	
Grand Total		-\$7,013,613	-\$7,804,559	-\$8,540,699	-\$8,963,208	-\$8,553,642	-\$8,731,317	-\$10,601,977	-\$9,615,266	-\$11,294,488	-\$11,017,521	-\$6,844,963
Average		-\$584,468	-\$650,380	-\$711,725	-\$746,934	-\$712,803	-\$727,610	-\$883,498	-\$801,272	-\$941,207	-\$918,127	
Min (Max spending)		-\$716,094	-\$986,584	-\$1,190,002	-\$1,175,007	-\$1,030,094	-\$889,450	-\$2,415,589	-\$1,034,323	-\$1,396,783	-\$1,137,077	
Max (Min spending)		-\$460,855	-\$499,225	-\$527,419	-\$553,575	-\$383,908	-\$538,024	-\$595,574	-\$570,901	-\$536,470	-\$612,153	
Median		-\$585,752	-\$589,199	-\$679,834	-\$702,021	-\$658,598	-\$734,314	-\$689,584	-\$792,458	-\$895,068	-\$979,755	
Average-Median		\$1,284	-\$61,181	-\$31,891	-\$44,913	-\$54,206	\$6,705	-\$193,914	-\$8,814	-\$46,139	\$61,628	