

DATE: 1/23/25
TIME: 16:34:55

RANDOLPH COUNTY
FINANCIAL STATEMENT
MONTH ENDING- 12/2024

PROG: SA058B

PAGE: 1

ACCOUNT	DESCRIPTION	BEGINNING BALANCE	CURRENT MONTH COLLECTIONS	ORDERS ISSUED	BALANCE PER BOOKS
FUND - 001	GENERAL COUNTY				
	FUND 001 TOTALS	2213842.16	1162643.94	722672.76-	2653813.34
FUND - 002	COAL SEVERANCE				
	FUND 002 TOTALS	390103.93	80.37	35550.90-	354633.40
FUND - 003	DOG FUND				
	FUND 003 TOTALS	8039.24	331.16	.00	8370.40
FUND - 004	GENERAL SCHOOL				
	FUND 004 TOTALS	44842.86	19877.07	.00	64719.93
FUND - 005	MAGISTRATE COURT				
	FUND 005 TOTALS	5396.81	2061.00	.00	7457.81
FUND - 006	WORTHLESS CHECK				
	FUND 006 TOTALS	27341.73	128.00	.00	27469.73
FUND - 007	E-911				
	FUND 007 TOTALS	88815.01	266112.05	137230.41-	217696.65
FUND - 008	HOME CONFINEMENT				
	FUND 008 TOTALS	132242.06	1700.00	1427.20-	132514.86
FUND - 022	PROJECT LIFESAVER				
	FUND 022 TOTALS	2922.43	.00	.00	2922.43
FUND - 023	FLOODPLAIN DEV. FUND				
	FUND 023 TOTALS	8687.07	.00	.00	8687.07
FUND - 024	FIRE FEE FUND				
	FUND 024 TOTALS	22529.14	3957.58	732.50-	25754.22
FUND - 039	COAL REALLOCATED SEV				
	FUND 039 TOTALS	200542.38	.00	.00	200542.38

DATE: 1/23/25
TIME: 16:34:55

RANDOLPH COUNTY
FINANCIAL STATEMENT
MONTH ENDING- 12/2024

PROG: SA058B

PAGE: 2

ACCOUNT	DESCRIPTION	BEGINNING BALANCE	CURRENT MONTH COLLECTIONS	ORDERS ISSUED	BALANCE PER BOOKS
FUND - 040	OPIOID SETTLEMENT				
	FUND 040 TOTALS	498276.11	66.84	38533.70-	459809.25
FUND - 041	FIRE PROTECTION FUND				
	FUND 041 TOTALS	101201.03	12.87	.00	101213.90
FUND - 042	EMS SLRY ENHCMENT				
	FUND 042 TOTALS	1094.91	.14	.00	1095.05
FUND - 045	SENIOR CENTER BOND				
	FUND 045 TOTALS	20694.55	73.37	17619.91-	3148.01
FUND - 046	SENIOR CENTER TRUST				
	FUND 046 TOTALS	275717.31	813.11	320.69-	276209.73
FUND - 056	ASSESSOR VALUATION				
	FUND 056 TOTALS	329008.40	1198.44	26136.11-	304070.73
FUND - 058	FIN STABILIZATION				
	FUND 058 TOTALS	1655904.82	362.94	.00	1656267.76
FUND - 059	CONCEALED WEAPONS				
	FUND 059 TOTALS	63836.85	439.01	2200.00-	62075.86
FUND - 061	COCLERK ELECTION ADM				
	FUND 061 TOTALS	19174.54	3600.49	.00	22775.03
FUND - 062	COCLRK REAL E-RECORD				
	FUND 062 TOTALS	19174.54	3600.49	.00	22775.03
FUND - 071	JURY & WITNESS				
	FUND 071 TOTALS	.00	.00	.00	.00
FUND - 072	COMMUNITY CORRECTION				
	FUND 072 TOTALS	1262671.92	135952.00	30970.47-	1367653.45

DATE: 1/23/25
TIME: 16:34:55

RANDOLPH COUNTY
FINANCIAL STATEMENT
MONTH ENDING- 12/2024

PROG: SA058B

PAGE: 3

ACCOUNT	DESCRIPTION	BEGINNING BALANCE	CURRENT MONTH COLLECTIONS	ORDERS ISSUED	BALANCE PER BOOKS
FUND - 073	CONFISCATED PROPERTY				
	FUND 073 TOTALS	32987.43	7.23	.00	32994.66
FUND - 074	P.A. DRUG FORFEITURE				
	FUND 074 TOTALS	32661.09	.00	.00	32661.09
FUND - 075	MTNREGION TASK FORCE				
	FUND 075 TOTALS	198455.05	2626.26	1210.60-	199870.71
FUND - 076	FED MTNREG TASKFORCE				
	FUND 076 TOTALS	8336.88	1.09	.00	8337.97
FUND - 101	FED GRANT 101 VOCA				
	FUND 101 TOTALS	701.83-	13375.06	4426.47-	8246.76
FUND - 140	FUND 140: PRO GRANT				
	FUND 140 TOTALS	43659.61	4.60	19833.67-	23830.54
FUND - 150	STATE GRANT 150				
	FUND 150 TOTALS	1009.76	.13	.00	1009.89
FUND - 151	STATE GRANT 151				
	FUND 151 TOTALS	63737.15	.00	13935.55-	49801.60
FUND - 160	SGFUND160 CDBG/CARES				
	FUND 160 TOTALS	80401.42	.00	.00	80401.42
FUND - 206	COVID 19				
	FUND 206 TOTALS	2037.56	.00	.00	2037.56
FUND - 207	ARP ACT OF 2021				
	FUND 207 TOTALS	35034.43	4.61	.00	35039.04
FUND - 208	FUND 208				
	FUND 208 TOTALS	637037.29	83.79	360.30-	636760.78

DATE: 1/23/25
TIME: 16:34:55

RANDOLPH COUNTY
FINANCIAL STATEMENT
MONTH ENDING- 12/2024

PROG: SA058B

PAGE: 4

ACCOUNT	DESCRIPTION	BEGINNING BALANCE	CURRENT MONTH COLLECTIONS	ORDERS ISSUED	BALANCE PER BOOKS
FUND - 273	TIF #1 ELKINS (273)				
	FUND 273 TOTALS	.00	928.02	928.02-	.00
FUND - 312	CRIMINAL CHARGES				
	FUND 312 TOTALS	.00	85.00	85.00-	.00
FUND - 314	STATE FINES				
	FUND 314 TOTALS	.00	617.00	617.00-	.00
FUND - 315	STATE POLICE				
	FUND 315 TOTALS	15.00	415.00	415.00-	15.00
FUND - 316	STATE CURRENT				
	FUND 316 TOTALS	.00	2112.53	2112.53-	.00
FUND - 361	CERTIFIED TO STATE				
	FUND 361 TOTALS	363543.30	47.81	.00	363591.11
FUND - 362	REFUNDS				
	FUND 362 TOTALS	.00	94.34	94.34-	.00
FUND - 364	TAX LIEN FUND				
	FUND 364 TOTALS	15407.80	.00	.00	15407.80
FUND - 365	DEL & NONENTER LAND				
	FUND 365 TOTALS	43408.80	.00	.00	43408.80
FUND - 366	BOARD OF HEALTH				
	FUND 366 TOTALS	893908.53	156911.58	145531.36-	905288.75
FUND - 368	TASKFORCESEIZEDASSET				
	FUND 368 TOTALS	121812.66	4208.35	.00	126021.01
FUND - 369	WVDSRF				
	FUND 369 TOTALS	57.50	570.00	526.88-	100.62

DATE: 1/23/25
TIME: 16:34:55

RANDOLPH COUNTY
FINANCIAL STATEMENT
MONTH ENDING- 12/2024

PROG: SA058B

PAGE: 5

ACCOUNT	DESCRIPTION	BEGINNING BALANCE	CURRENT MONTH COLLECTIONS	ORDERS ISSUED	BALANCE PER BOOKS
FUND - 373	SCHOOL CURRENT				
	FUND 373 TOTALS	.00	163975.57	163975.57-	.00
FUND - 374	SCHOOL EXCESS				
	FUND 374 TOTALS	.00	.00	.00	.00
FUND - 378	BEVERLY CORP				
	FUND 378 TOTALS	.00	7111.99	7111.99-	.00
FUND - 379	COALTON CORP				
	FUND 379 TOTALS	.00	352.28	352.28-	.00
FUND - 380	ELKINS CORP				
	FUND 380 TOTALS	.00	26269.02	26269.02-	.00
FUND - 381	HARMAN CORP				
	FUND 381 TOTALS	.00	20.37	20.37-	.00
FUND - 382	HUTTONSVILLE CORP				
	FUND 382 TOTALS	.00	169.68	169.68-	.00
FUND - 383	MILL CREEK CORP				
	FUND 383 TOTALS	.00	1191.36	1191.36-	.00
FUND - 384	MONTROSE CORP				
	FUND 384 TOTALS	.00	215.48	215.48-	.00
FUND - 408	SEIZED ASSET HOLDING				
	FUND 408 TOTALS	8447.95	1.85	.00	8449.80
FUND - 902	PAYROLL				
	FUND 902 TOTALS	15854.14	248125.55	248125.55-	15854.14
FUND - 903	ELEC TRAN CLEARING				
	FUND 903 TOTALS	88016.80	27102.69	69894.89-	45224.60

DATE: 1/23/25
TIME: 16:34:55


RANDOLPH COUNTY
FINANCIAL STATEMENT
MONTH ENDING- 12/2024

PROG: SA058B

PAGE: 6

ACCOUNT	DESCRIPTION	BEGINNING BALANCE	CURRENT MONTH COLLECTIONS	ORDERS ISSUED	BALANCE PER BOOKS
	FINAL TOTALS	10077188.12	2259639.11	1720797.56-	10616029.67
	BALANCE IN COUNTY DEPOSITORIES AT END OF MONTH:	9,927,833.75			
	ORDERS/DEBITS OUTSTANDING:	505,583.91-			
	DEPOSITS/CREDITS OUTSTANDING:	1,206,757.23			
	NET BANK BALANCE	10,629,007.07			
	CASH ON HAND	1,110.00			
	J&W	100.00-			
	SHERIFF FEES	7.01-			
	UNDISTRIBUTED FUNDS	13,700.28-			
	SHERIFF FUND	280.11-			
	TOTAL IN COUNTY DEPOSITRIES AND OFFICES:	10,616,029.67			

I, Robert R. Etkon Jr., Sheriff of Randolph County, West Virginia,
do hereby certify that the foregoing is a true and correct statement of the finances of
Randolph County, for the month ending December 2024 showing the balance on
hand at the beinning of the month, the amount received, the amount distributed and the
remaining in the Treasury and County Depositories; to the Best of my abilities and knowledge.
Given under my hand this 24 day of January 2025



Sheriff of Randolph County

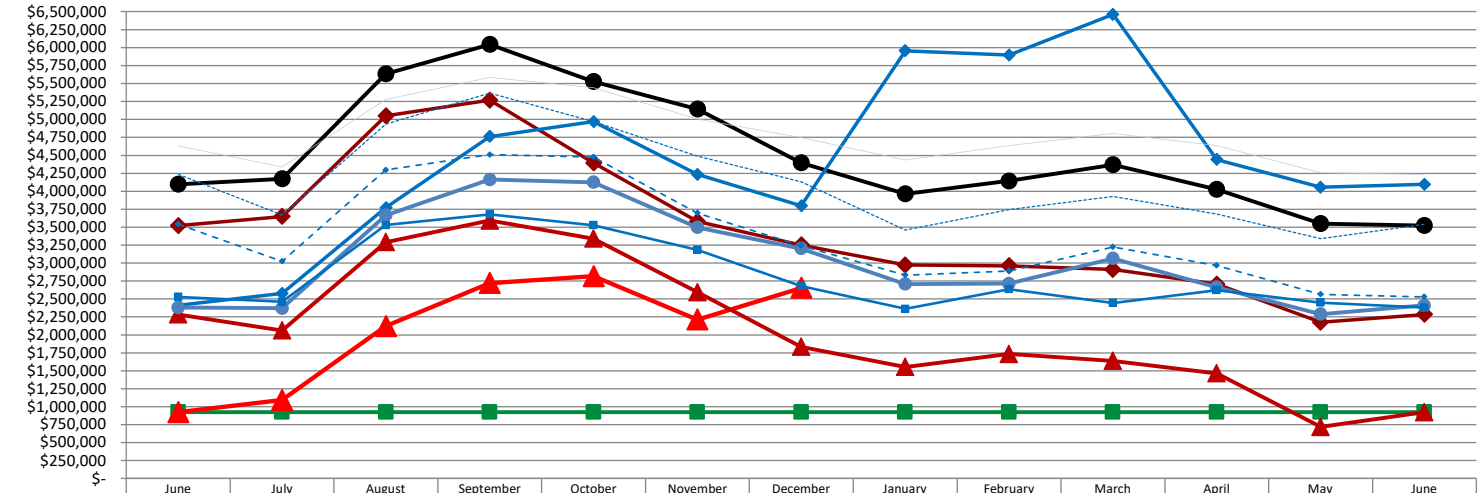
DAVIS TRUST COMPANY	BANK BALANCE	OUTSTANDING CHECKS/DEBITS	OUTSTANDING DEPOSITS/CREDITS	BOOK BALANCE
MAGISTRATE CT FUND	5,732.31	.00	1,725.50	7,457.81
WORTHLESS CHECK FUND	27,414.73	.00	55.00	27,469.73
HOME MONITORING PROGRAM	132,514.86	.00	.00	132,514.86
ASSESSOR VALUATION	303,594.33	.00	570.00	304,164.33
CONCEALED WEAPONS ACCT	61,990.86	.00	100.00	62,090.86
JURY & WITNESS FEE	1,329.60	1,229.60-	.00	100.00
TAX LIEN FUND	23,610.73	8,202.93-	.00	15,407.80
DELINQ NON-ENTERED LAND	43,408.80	.00	.00	43,408.80
WVDSRF	.62	.00	100.00	100.62
SHERIFF'S FUND	95.05	600.00-	1,290.06	785.11
*** BANK TOTAL ***	599,691.89	10,032.53-	3,840.56	593,499.92

CITIZENS NATIONAL BANK	BANK BALANCE	OUTSTANDING CHECKS/DEBITS	OUTSTANDING DEPOSITS/CREDITS	BOOK BALANCE
GENERAL COUNTY CMA	1,374,847.89	850.50-	1,104,347.08	2,478,344.47
COAL SEVERANCE CMA	341,229.40	.00	.00	341,229.40
DOG FUND CMA	8,040.02	.00	135.00	8,175.02
GENERAL SCHOOL J P	56,801.53	.00	7,917.40	64,718.93
EMERGENCY COMM 911	212,038.48	4,491.41-	14,308.80	221,855.87
PROJECT LIFESAVER	2,922.43	.00	.00	2,922.43
FLOODPLAIN DEV FUND	8,687.07	.00	.00	8,687.07
FIRE FEE FUND	24,946.88	774.40-	1,868.79	26,041.27
COAL REALLOCATION SEV TAX	200,542.38	.00	.00	200,542.38
FUND40:OPIOID STLMNT	490,342.95	.00	.00	490,342.95
FUND41:CO FIRE PROTECTION	101,213.90	.00	.00	101,213.90
FUND42:EMS SLRY ENHCMT	1,095.05	.00	.00	1,095.05
SENIOR CENTER BOND	3,148.01	.00	.00	3,148.01
SENIOR CENTER TRUST	276,209.73	.00	.00	276,209.73
FINANCIAL STABILIZATION	1,656,267.76	.00	.00	1,656,267.76
061:CO CLERK ELECTN ADMIN	20,883.53	.00	1,891.50	22,775.03
062:COCLERK REAL E-RECORD	20,883.53	.00	1,891.50	22,775.03
COMMUNITY CORRECTIONS	1,402,497.07	21,689.72-	.00	1,380,807.35
P.A. DRUG FORFEITURE	32,661.09	.00	.00	32,661.09
MTN REGION TASK FORCE	197,396.45	127.05-	2,601.31	199,870.71
FED CRIMINALINVESTIGATIOS	8,318.53	.00	19.44	8,337.97
FED GRANT FUND 101-VOCA	4,034.71	.00	4,212.05	8,246.76
FUND 140: PRO GRANT	23,830.54	.00	.00	23,830.54
STATE GRANT FUND 150	1,009.89	.00	.00	1,009.89
STATE GRANT 151	49,801.60	.00	.00	49,801.60
CDBG/CARES GRANT	80,401.42	.00	.00	80,401.42
COVID 19	2,037.56	.00	.00	2,037.56
FUND207-ARP ACT OF 2021	35,039.04	.00	.00	35,039.04
FUND 208	637,121.08	.00	.00	637,121.08
HOTEL/MOTEL	104,245.31	5,000.00-	5,216.76	104,462.07
CIRCUIT CLERK FEES	1.00	1,751.27-	1,751.27	1.00
SHERIFF FEES	2,757.01	.00	404.00	3,161.01

FUND361: CERTIFIED 2 STATE	363,591.11	.00	.00	363,591.11
BOARD OF HEALTH	918,204.68	12,915.93-	.00	905,288.75
TF SEIZED ASSET HOLDING	126,021.01	.00	.00	126,021.01
SEIZED ASSET HOLDING	8,449.80	.00	.00	8,449.80
PAYROLL ACCT	18,829.79	2,975.65-	.00	15,854.14
GENERAL CO CHECKING	98,127.32	76,704.09-	.00	21,423.23
COAL SEVERANCE CHECKING	48,954.90	35,550.90-	.00	13,404.00
DOG FUND CHECKING	.98	.00	.00	.98
GENERAL SCHOOL CHECKING	1.00	.00	.00	1.00
WV ELECTRONIC TR CLEARING	53,919.09	8,694.49-	.00	45,224.60
TAX ACCOUNT	277,794.68	324,025.97-	56,351.77	10,120.48
*** BANK TOTAL ***	9,295,147.20	495,551.38-	1,202,916.67	10,002,512.49

MOUNTAIN VALLEY BANK	BANK BALANCE	OUTSTANDING CHECKS/DEBITS	OUTSTANDING DEPOSITS/CREDITS	BOOK BALANCE
CRIMINAL INVESTIGATIONS	32,994.66	.00	.00	32,994.66
*** BANK TOTAL ***	32,994.66	.00	.00	32,994.66
*** COUNTY TOTAL ***	9,927,833.75	505,583.91-	1,206,757.23	10,629,007.07
CASH ON HAND				1,110.00
J&W				100.00-
SHERIFF FEES				7.01-
UNDISTRIBUTED FUNDS				13,700.28-
SHERIFF FUND				280.11-
*** TOTAL ***				10,616,029.67

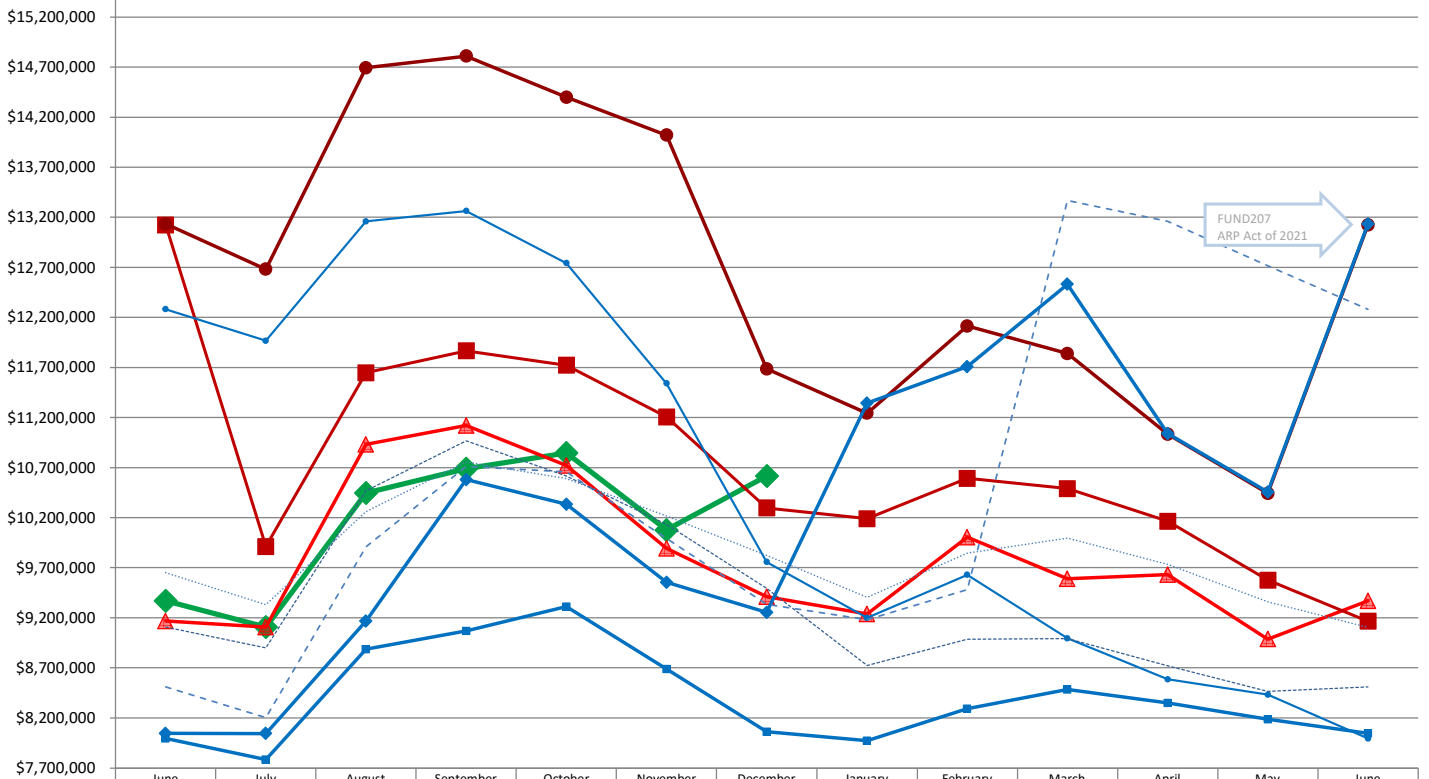
GC Fund Monthly Balance Comparison



	June	July	August	September	October	November	December	January	February	March	April	May	June
FY2025 Beg Balance	\$922,656	\$922,656	\$922,656	\$922,656	\$922,656	\$922,656	\$922,656	\$922,656	\$922,656	\$922,656	\$922,656	\$922,656	\$922,656
FY2025 GC (001)	\$922,656	\$1,093,409	\$2,122,006	\$2,721,365	\$2,818,122	\$2,213,842	\$2,653,813.34						
FY2024 GC (001)	\$2,284,336	\$2,060,971	\$3,290,648	\$3,590,111	\$3,339,249	\$2,592,912	\$1,832,497	\$1,552,417	\$1,733,346	\$1,636,315	\$1,464,470	\$716,542	\$922,656
FY2023 GC (001)	\$3,522,177	\$3,647,461	\$5,048,819	\$5,268,789	\$4,394,438	\$3,579,844	\$3,251,695	\$2,974,561	\$2,962,019	\$2,909,778	\$2,705,678	\$2,175,219	\$2,284,336
FY2022 GC (001)	\$4,095,819	\$4,171,713	\$5,633,065	\$6,044,068	\$5,525,560	\$5,143,045	\$4,395,638	\$3,964,214	\$4,143,797	\$4,368,773	\$4,025,931	\$3,549,493	\$3,522,177
FY2021 GC (001)	\$2,410,287	\$2,575,043	\$3,771,843	\$4,761,292	\$4,968,713	\$4,232,819	\$3,797,403	\$5,955,574	\$5,895,416	\$6,461,329	\$4,440,625	\$4,056,157	\$4,095,819
FY2020 GC (001)	\$2,379,078	\$2,370,340	\$3,664,628	\$4,160,875	\$4,125,357	\$3,494,678	\$3,199,837	\$2,707,711	\$2,713,158	\$3,062,407	\$2,663,276	\$2,288,180	\$2,410,287
FY2019 GC (001)	\$2,527,268	\$2,459,430	\$3,528,880	\$3,677,277	\$3,527,893	\$3,183,851	\$2,679,261	\$2,360,003	\$2,637,263	\$2,442,327	\$2,622,900	\$2,448,892	\$2,379,078
FY2018 GC (001)	\$3,539,239	\$3,023,875	\$4,295,403	\$4,509,328	\$4,474,504	\$3,695,510	\$3,241,601	\$2,831,316	\$2,889,347	\$3,224,853	\$2,966,224	\$2,564,621	\$2,527,268
FY2017 GC (001)	\$4,234,568	\$3,670,660	\$4,935,750	\$5,364,280	\$4,968,901	\$4,490,829	\$4,134,460	\$3,458,698	\$3,746,104	\$3,925,304	\$3,680,978	\$3,336,373	\$3,539,239
FY2016 GC (001)	\$4,633,165	\$4,338,349	\$5,275,442	\$5,583,060	\$5,441,721	\$5,005,357	\$4,749,223	\$4,433,423	\$4,634,228	\$4,807,429	\$4,636,459	\$4,257,438	\$4,234,568

- FY2025 Beg Balance
- ▲ FY2025 GC (001)
- ▲ FY2024 GC (001)
- ◆ FY2023 GC (001)
- FY2022 GC (001)
- ◆ FY2021 GC (001)
- FY2020 GC (001)
- FY2019 GC (001)
- - - FY2018 GC (001)
- - - FY2017 GC (001)
- - - FY2016 GC (001)

Total Monthly Fund Balance Comparison



	June	July	August	September	October	November	December	January	February	March	April	May	June
FY2025 All	\$9,369,691	\$9,106,665	\$10,445,912	\$10,689,951	\$10,847,136	\$10,077,188	\$10,616,029.6						
FY2024 All	\$9,166,928	\$9,105,703	\$10,931,707	\$11,120,894	\$10,720,132	\$9,892,809	\$9,411,066	\$9,238,679	\$10,005,884	\$9,588,787	\$9,631,115	\$8,986,956	\$9,369,691
FY2023 All	\$13,124,062	\$9,912,390	\$11,647,598	\$11,866,247	\$11,722,476	\$11,207,612	\$10,297,562	\$10,190,033	\$10,593,975	\$10,489,887	\$10,165,794	\$9,577,749	\$9,166,928
FY2022 All	\$13,133,665	\$12,681,047	\$14,692,813	\$14,810,286	\$14,400,201	\$14,020,328	\$11,685,158	\$11,243,248	\$12,113,798	\$11,838,676	\$11,033,326	\$10,443,743	\$13,124,062
FY2021 All	\$8,046,421	\$8,044,218	\$9,166,691	\$10,581,314	\$10,335,071	\$9,553,762	\$9,252,736	\$11,343,312	\$11,707,239	\$12,531,850	\$11,040,559	\$10,454,944	\$13,133,665
FY2020 All	\$7,995,622	\$7,784,473	\$8,884,914	\$9,067,040	\$9,311,782	\$8,688,397	\$8,062,086	\$7,972,669	\$8,290,528	\$8,484,171	\$8,350,480	\$8,186,322	\$8,046,421
FY2019 All	\$12,282,432	\$11,966,896	\$13,159,770	\$13,263,720	\$12,742,789	\$11,540,599	\$9,757,161	\$9,198,043	\$9,629,407	\$8,993,924	\$8,586,799	\$8,431,133	\$7,995,622
FY2018 All	\$8,508,086	\$8,202,766	\$9,909,500	\$10,711,381	\$10,658,165	\$9,991,158	\$9,332,521	\$9,181,686	\$9,480,086	\$13,367,188	\$13,159,830	\$12,714,175	\$12,282,432
FY2017 All	\$9,105,619	\$8,900,055	\$10,468,726	\$10,968,742	\$10,617,129	\$10,131,861	\$9,492,223	\$8,722,818	\$8,986,418	\$8,990,832	\$8,719,015	\$8,465,046	\$8,508,086
FY2016 All	\$9,649,199	\$9,330,428	\$10,262,091	\$10,755,916	\$10,591,461	\$10,216,201	\$9,823,858	\$9,403,320	\$9,845,998	\$9,993,950	\$9,734,705	\$9,360,179	\$9,105,619

- ◆ FY2025 All
- ▲ FY2024 All
- FY2023 All
- FY2022 All
- ◆ FY2021 All
- FY2020 All
- FY2019 All
- - - FY2018 All
- - - FY2017 All
- - - FY2016 All

FUND		001										
		Revenue										
		FY										
MONTH		2015	2016	2017	2018	2019	2020	2021	2022	2023	2024	2025
7		\$606,421	\$691,768	\$626,094	\$659,643	\$809,720	\$880,712	\$900,062	\$1,007,290	\$1,482,712	\$833,873	\$1,022,740
8		\$1,733,937	\$1,809,437	\$2,032,998	\$2,066,427	\$2,099,545	\$2,161,354	\$2,069,914	\$2,293,219	\$2,572,716	\$2,292,669	\$1,956,969
9		\$1,001,518	\$1,030,064	\$1,118,185	\$932,141	\$1,109,435	\$1,283,512	\$1,649,888	\$1,328,180	\$1,282,312	\$1,265,088	\$1,564,509
10		\$352,029	\$450,523	\$359,781	\$540,505	\$479,392	\$603,957	\$802,995	\$482,515	\$522,432	\$805,912	\$1,058,620
11		\$141,604	\$150,172	\$203,591	\$232,417	\$302,723	\$180,111	\$524,130	\$188,385	\$173,257	\$217,849	\$214,740
12		\$218,512	\$252,836	\$209,641	\$242,131	\$253,780	\$243,182	\$274,905	\$286,916	\$208,320	\$233,471	\$1,162,644
1		\$174,697	\$183,425	\$142,411	\$291,514	\$347,376	\$235,577	\$2,783,136	\$257,720	\$385,976	\$332,073	
2		\$712,509	\$779,042	\$940,248	\$616,981	\$847,784	\$746,373	\$577,242	\$846,925	\$729,193	\$842,748	
3		\$687,447	\$757,121	\$857,206	\$889,081	\$455,626	\$903,569	\$1,234,760	\$877,834	\$800,844	\$1,040,047	
4		\$397,609	\$349,039	\$310,648	\$443,614	\$775,267	\$285,740	\$394,884	\$391,476	\$732,951	\$566,511	
5		\$207,197	\$213,926	\$182,814	\$234,440	\$209,899	\$344,876	\$255,848	\$283,301	\$237,671	\$293,810	
6		\$723,162	\$738,611	\$861,752	\$802,345	\$714,905	\$893,563	\$819,744	\$797,862	\$928,263	\$931,790	
Grand Total		\$6,956,641	\$7,405,963	\$7,845,369	\$7,951,237	\$8,405,452	\$8,762,526	\$12,287,509	\$9,041,624	\$10,056,648	\$9,655,840	\$6,980,222
Average		\$579,720	\$617,164	\$653,781	\$662,603	\$700,454	\$730,211	\$1,023,959	\$753,469	\$838,054	\$804,653	
Minimum		\$141,604	\$150,172	\$142,411	\$232,417	\$209,899	\$180,111	\$255,848	\$188,385	\$173,257	\$217,849	
Maximum		\$1,733,937	\$1,809,437	\$2,032,998	\$2,066,427	\$2,099,545	\$2,161,354	\$2,783,136	\$2,293,219	\$2,572,716	\$2,292,669	
Median		\$502,015	\$571,145	\$492,938	\$578,743	\$597,149	\$675,165	\$811,370	\$640,189	\$731,072	\$819,892	
Average-Median		\$77,705	\$46,018	\$160,843	\$83,860	\$103,306	\$55,045	\$212,589	\$113,280	\$106,982	-\$15,239	

FUND		001										
		Expense										
		FY										
MONTH		2015	2016	2017	2018	2019	2020	2021	2022	2023	2024	2025
7		-\$716,094	-\$986,584	-\$1,190,002	-\$1,175,007	-\$877,557	-\$889,450	-\$735,307	-\$931,396	-\$1,357,428	-\$1,057,238	-\$851,987
8		-\$657,835	-\$872,345	-\$767,909	-\$794,898	-\$1,030,094	-\$867,066	-\$873,114	-\$831,867	-\$1,171,358	-\$1,062,993	-\$928,372
9		-\$667,910	-\$722,446	-\$689,654	-\$718,216	-\$961,038	-\$787,266	-\$660,440	-\$917,177	-\$1,062,342	-\$965,625	-\$965,150
10		-\$638,585	-\$591,862	-\$755,161	-\$575,328	-\$628,776	-\$639,474	-\$595,574	-\$1,001,023	-\$1,396,783	-\$1,056,774	-\$961,863
11		-\$565,155	-\$586,536	-\$681,663	-\$1,011,411	-\$646,766	-\$810,790	-\$1,260,024	-\$570,901	-\$987,851	-\$964,186	-\$819,020
12		-\$460,855	-\$508,970	-\$566,011	-\$696,040	-\$758,369	-\$538,024	-\$710,321	-\$1,034,323	-\$536,470	-\$993,885	-\$722,673
1		-\$472,689	-\$499,225	-\$818,173	-\$701,799	-\$666,633	-\$727,702	-\$624,965	-\$689,144	-\$663,110	-\$612,153	
2		-\$606,348	-\$578,237	-\$652,842	-\$558,950	-\$570,524	-\$740,926	-\$637,400	-\$667,342	-\$741,735	-\$661,819	
3		-\$634,134	-\$583,920	-\$678,006	-\$553,575	-\$650,562	-\$554,320	-\$668,846	-\$652,858	-\$853,085	-\$1,137,077	
4		-\$517,200	-\$520,009	-\$554,974	-\$702,243	-\$594,694	-\$684,871	-\$2,415,589	-\$734,318	-\$937,051	-\$738,357	
5		-\$549,954	-\$592,947	-\$527,419	-\$636,043	-\$383,908	-\$719,971	-\$640,315	-\$759,740	-\$768,131	-\$1,041,738	
6		-\$526,854	-\$761,480	-\$658,886	-\$839,698	-\$784,719	-\$771,456	-\$780,082	-\$825,177	-\$819,145	-\$725,675	
Grand Total		-\$7,013,613	-\$7,804,559	-\$8,540,699	-\$8,963,208	-\$8,553,642	-\$8,731,317	-\$10,601,977	-\$9,615,266	-\$11,294,488	-\$11,017,521	-\$5,249,065
Average		-\$584,468	-\$650,380	-\$711,725	-\$746,934	-\$712,803	-\$727,610	-\$883,498	-\$801,272	-\$941,207	-\$918,127	
Min (Max spending)		-\$716,094	-\$986,584	-\$1,190,002	-\$1,175,007	-\$1,030,094	-\$889,450	-\$2,415,589	-\$1,034,323	-\$1,396,783	-\$1,137,077	
Max (Min spending)		-\$460,855	-\$499,225	-\$527,419	-\$553,575	-\$383,908	-\$538,024	-\$595,574	-\$570,901	-\$536,470	-\$612,153	
Median		-\$585,752	-\$589,199	-\$679,834	-\$702,021	-\$658,598	-\$734,314	-\$689,584	-\$792,458	-\$895,068	-\$979,755	
Average-Median		\$1,284	-\$61,181	-\$31,891	-\$44,913	-\$54,206	\$6,705	-\$193,914	-\$8,814	-\$46,139	\$61,628	