

DATE: 10/09/24  
TIME: 14:44:06

RANDOLPH COUNTY  
FINANCIAL STATEMENT  
MONTH ENDING- 9/2024

PROG: SA058B

PAGE: 1

ACCOUNT	DESCRIPTION	BEGINNING BALANCE	CURRENT MONTH COLLECTIONS	ORDERS ISSUED	BALANCE PER BOOKS
FUND - 001	GENERAL COUNTY				
	FUND 001 TOTALS	2122006.31	1564509.05	965150.41-	2721364.95
FUND - 002	COAL SEVERANCE				
	FUND 002 TOTALS	426317.41	90.52	.00	426407.93
FUND - 003	DOG FUND				
	FUND 003 TOTALS	2537.85	2938.50	.00	5476.35
FUND - 004	GENERAL SCHOOL				
	FUND 004 TOTALS	19967.68	8279.59	.00	28247.27
FUND - 005	MAGISTRATE COURT				
	FUND 005 TOTALS	2376.31	1095.52	.00	3471.83
FUND - 006	WORTHLESS CHECK				
	FUND 006 TOTALS	27269.89	230.00	.00	27499.89
FUND - 007	E-911				
	FUND 007 TOTALS	329974.41	27362.77	124196.81-	233140.37
FUND - 008	HOME CONFINEMENT				
	FUND 008 TOTALS	132938.66	1645.00	1481.60-	133102.06
FUND - 022	PROJECT LIFESAVER				
	FUND 022 TOTALS	2922.43	.00	.00	2922.43
FUND - 023	FLOODPLAIN DEV. FUND				
	FUND 023 TOTALS	8687.07	.00	.00	8687.07
FUND - 024	FIRE FEE FUND				
	FUND 024 TOTALS	22346.88	5482.65	366.25-	27463.28
FUND - 039	COAL REALLOCATED SEV				
	FUND 039 TOTALS	200542.38	.00	.00	200542.38

DATE: 10/09/24  
TIME: 14:44:06

RANDOLPH COUNTY  
FINANCIAL STATEMENT  
MONTH ENDING- 9/2024

PROG: SA058B

PAGE: 2

ACCOUNT	DESCRIPTION	BEGINNING BALANCE	CURRENT MONTH COLLECTIONS	ORDERS ISSUED	BALANCE PER BOOKS
FUND - 040	OPIOID SETTLEMENT				
	FUND 040 TOTALS	498089.82	63.45	.00	498153.27
FUND - 041	FIRE PROTECTION FUND				
	FUND 041 TOTALS	47410.52	5.09	.00	47415.61
FUND - 042	EMS SLRY ENHCMENT				
	FUND 042 TOTALS	69342.91	8.62	4666.70-	64684.83
FUND - 045	SENIOR CENTER BOND				
	FUND 045 TOTALS	17548.46	2463.27	.00	20011.73
FUND - 046	SENIOR CENTER TRUST				
	FUND 046 TOTALS	275991.00	2811.74	3085.43-	275717.31
FUND - 056	ASSESSOR VALUATION				
	FUND 056 TOTALS	426727.40	773.70	25818.46-	401682.64
FUND - 058	FIN STABILIZATION				
	FUND 058 TOTALS	1654873.14	351.38	.00	1655224.52
FUND - 059	CONCEALED WEAPONS				
	FUND 059 TOTALS	69044.52	635.45	.00	69679.97
FUND - 061	COCLERK ELECTION ADM				
	FUND 061 TOTALS	12793.37	1829.94	.00	14623.31
FUND - 062	COCLRK REAL E-RECORD				
	FUND 062 TOTALS	12793.37	1829.94	.00	14623.31
FUND - 071	JURY & WITNESS				
	FUND 071 TOTALS	.00	.00	.00	.00
FUND - 072	COMMUNITY CORRECTION				
	FUND 072 TOTALS	1207877.10	9355.50	41408.03-	1175824.57

DATE: 10/09/24  
TIME: 14:44:06

RANDOLPH COUNTY  
FINANCIAL STATEMENT  
MONTH ENDING- 9/2024

PROG: SA058B

PAGE: 3

ACCOUNT	DESCRIPTION	BEGINNING BALANCE	CURRENT MONTH COLLECTIONS	ORDERS ISSUED	BALANCE PER BOOKS
FUND - 073	CONFISCATED PROPERTY				
	FUND 073 TOTALS	30502.85	6.48	.00	30509.33
FUND - 074	P.A. DRUG FORFEITURE				
	FUND 074 TOTALS	27190.54	.00	.00	27190.54
FUND - 075	MTNREGION TASK FORCE				
	FUND 075 TOTALS	163382.23	21269.57	19663.74-	164988.06
FUND - 076	FED MTNREG TASKFORCE				
	FUND 076 TOTALS	8914.20	1.14	.00	8915.34
FUND - 101	FED GRANT 101 VOCA				
	FUND 101 TOTALS	9844.40	4110.27	4748.32-	9206.35
FUND - 140	FUND 140: PRO GRANT				
	FUND 140 TOTALS	62431.41	21810.93	19150.68-	65091.66
FUND - 150	STATE GRANT 150				
	FUND 150 TOTALS	1009.38	.13	.00	1009.51
FUND - 151	STATE GRANT 151				
	FUND 151 TOTALS	111345.08	.00	13806.30-	97538.78
FUND - 160	SGFUND160 CDBG/CARES				
	FUND 160 TOTALS	80401.42	.00	.00	80401.42
FUND - 206	COVID 19				
	FUND 206 TOTALS	2037.56	.00	.00	2037.56
FUND - 207	ARP ACT OF 2021				
	FUND 207 TOTALS	115791.35	14.75	25000.00-	90806.10
FUND - 208	FUND 208				
	FUND 208 TOTALS	639463.71	81.47	19.35-	639525.83

DATE: 10/09/24  
TIME: 14:44:06

RANDOLPH COUNTY  
FINANCIAL STATEMENT  
MONTH ENDING- 9/2024

PROG: SA058B

PAGE: 4

ACCOUNT	DESCRIPTION	BEGINNING BALANCE	CURRENT MONTH COLLECTIONS	ORDERS ISSUED	BALANCE PER BOOKS
FUND - 273	TIF #1 ELKINS (273)				
	FUND 273 TOTALS	.00	22540.92	22540.92-	.00
FUND - 312	CRIMINAL CHARGES				
	FUND 312 TOTALS	.00	35.00	35.00-	.00
FUND - 314	STATE FINES				
	FUND 314 TOTALS	.00	25.00	25.00-	.00
FUND - 315	STATE POLICE				
	FUND 315 TOTALS	15.00	605.00	605.00-	15.00
FUND - 316	STATE CURRENT				
	FUND 316 TOTALS	.00	24698.31	24698.31-	.00
FUND - 361	CERTIFIED TO STATE				
	FUND 361 TOTALS	401678.49	5701.38	19767.07-	387612.80
FUND - 362	REFUNDS				
	FUND 362 TOTALS	.00	760.93	760.93-	.00
FUND - 364	TAX LIEN FUND				
	FUND 364 TOTALS	15407.80	.00	.00	15407.80
FUND - 365	DEL & NONENTER LAND				
	FUND 365 TOTALS	42514.36	.00	.00	42514.36
FUND - 366	BOARD OF HEALTH				
	FUND 366 TOTALS	987353.85	7166.65	164446.52-	830073.98
FUND - 368	TASKFORCESEIZEDASSET				
	FUND 368 TOTALS	131625.05	583.92	15705.00-	116503.97
FUND - 369	WVDSRF				
	FUND 369 TOTALS	327.50	535.00	525.00-	337.50

DATE: 10/09/24  
TIME: 14:44:06

RANDOLPH COUNTY  
FINANCIAL STATEMENT  
MONTH ENDING- 9/2024

PROG: SA058B

PAGE: 5

ACCOUNT	DESCRIPTION	BEGINNING BALANCE	CURRENT MONTH COLLECTIONS	ORDERS ISSUED	BALANCE PER BOOKS
FUND - 373	SCHOOL CURRENT				
	FUND 373 TOTALS	.00	1923310.19	1923310.19-	.00
FUND - 374	SCHOOL EXCESS				
	FUND 374 TOTALS	.00	.00	.00	.00
FUND - 378	BEVERLY CORP				
	FUND 378 TOTALS	.00	9991.55	9991.55-	.00
FUND - 379	COALTON CORP				
	FUND 379 TOTALS	.00	2529.47	2529.47-	.00
FUND - 380	ELKINS CORP				
	FUND 380 TOTALS	.00	287774.32	287774.32-	.00
FUND - 381	HARMAN CORP				
	FUND 381 TOTALS	.00	4553.39	4553.39-	.00
FUND - 382	HUTTONSVILLE CORP				
	FUND 382 TOTALS	.00	2897.83	2897.83-	.00
FUND - 383	MILL CREEK CORP				
	FUND 383 TOTALS	.00	9885.98	9885.98-	.00
FUND - 384	MONTROSE CORP				
	FUND 384 TOTALS	.00	2006.66	2006.66-	.00
FUND - 408	SEIZED ASSET HOLDING				
	FUND 408 TOTALS	8442.69	1.79	.00	8444.48
FUND - 902	PAYROLL				
	FUND 902 TOTALS	15854.24	241302.64	241302.64-	15854.24
FUND - 903	ELEC TRAN CLEARING				
	FUND 903 TOTALS	.00	81639.84	81639.84-	.00


DATE: 10/09/24  
TIME: 14:44:06


RANDOLPH COUNTY  
FINANCIAL STATEMENT  
MONTH ENDING- 9/2024

PROG: SA058B

PAGE: 6

ACCOUNT	DESCRIPTION	BEGINNING BALANCE	CURRENT MONTH COLLECTIONS	ORDERS ISSUED	BALANCE PER BOOKS
FINAL TOTALS		10445912.00	4307602.19	4063562.70-	10689951.49
BALANCE IN COUNTY DEPOSITORIES AT END OF MONTH:		12,961,611.28			
ORDERS/DEBITS OUTSTANDING:		3,944,621.08-			
DEPOSITS/CREDITS OUTSTANDING:		1,672,238.41			
NET BANK BALANCE		10,689,228.61			
CASH ON HAND		1,110.00			
J&W		100.00-			
SHERIFF FEES		7.01-			
SHERIFF FUND		280.11-			
TOTAL IN COUNTY DEPOSITRIES AND OFFICES:		10,689,951.49			

I, , Sheriff of Randolph County, West Virginia,  
do hereby certify that the foregoing is a true and correct statement of the finances of  
Randolph County, for the month ending September 2024 showing the balance on  
hand at the beinning of the month, the amount received, the amount distributed and the  
remaining in the Treasury and County Depositories; to the Best of my abilities and knowledge.  
Given under my hand this 10 day of October 2024

 Sheriff of Randolph County

DAVIS TRUST COMPANY	BANK BALANCE	OUTSTANDING CHECKS/DEBITS	OUTSTANDING DEPOSITS/CREDITS	BOOK BALANCE
MAGISTRATE CT FUND	3,471.83	.00	.00	3,471.83
WORTHLESS CHECK FUND	27,499.89	.00	.00	27,499.89
HOME MONITORING PROGRAM	131,457.06	.00	1,645.00	133,102.06
ASSESSOR VALUATION	401,718.32	35.68-	.00	401,682.64
CONCEALED WEAPONS ACCT	68,979.97	605.00-	1,320.00	69,694.97
JURY & WITNESS FEE	597.01	497.01-	.00	100.00
TAX LIEN FUND	23,610.73	8,202.93-	.00	15,407.80
DELINQ NON-ENTERED LAND	42,514.36	.00	.00	42,514.36
WVDSRF	57.50	.00	280.00	337.50
SHERIFF'S FUND	640.05	540.00-	180.06	280.11
*** BANK TOTAL ***	700,546.72	9,880.62-	3,425.06	694,091.16

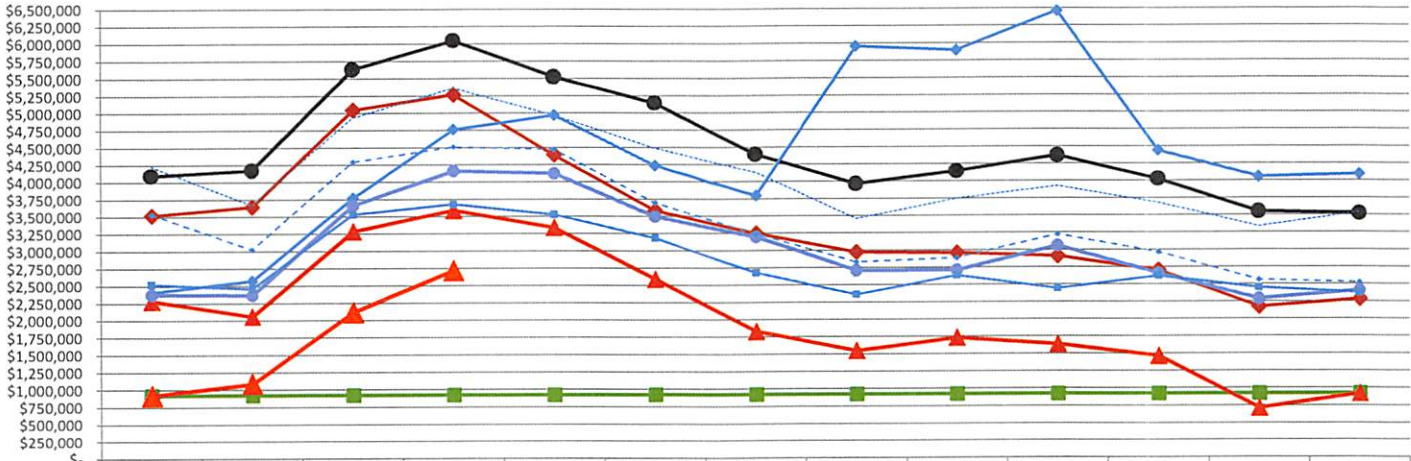
CITIZENS NATIONAL BANK	BANK BALANCE	OUTSTANDING CHECKS/DEBITS	OUTSTANDING DEPOSITS/CREDITS	BOOK BALANCE
GENERAL COUNTY CMA	1,214,497.03	.00	1,426,925.14	2,641,422.17
COAL SEVERANCE CMA	426,406.93	.00	.00	426,406.93
DOG FUND CMA	5,475.37	.00	.00	5,475.37
GENERAL SCHOOL J P	28,246.27	.00	.00	28,246.27
EMERGENCY COMM 911	227,262.59	1,491.22-	7,369.00	233,140.37
PROJECT LIFESAVER	2,922.43	.00	.00	2,922.43
FLOODPLAIN DEV FUND	8,687.07	.00	.00	8,687.07
FIRE FEE FUND	24,936.08	.00	2,527.20	27,463.28
COAL REALLOCATION SEV TAX	200,542.38	.00	.00	200,542.38
FUND40:OPIOID STLMNT	498,153.27	.00	.00	498,153.27
FUND41:CO FIRE PROTECTION	47,415.61	.00	.00	47,415.61
FUND42:EMS SLRY ENHGMT	64,684.83	.00	.00	64,684.83
SENIOR CENTER BOND	20,011.73	.00	.00	20,011.73
SENIOR CENTER TRUST	275,717.31	.00	.00	275,717.31
FINANCIAL STABILIZATION	1,655,224.52	.00	.00	1,655,224.52
061:CO CLERK ELECTN ADMIN	14,623.31	.00	.00	14,623.31
062:COCLERK REAL E-RECORD	14,623.31	.00	.00	14,623.31
COMMUNITY CORRECTIONS	1,199,266.56	23,441.99-	.00	1,175,824.57
P.A. DRUG FORFEITURE	27,190.54	.00	.00	27,190.54
MTN REGION TASK FORCE	163,385.30	10,699.44-	12,302.20	164,988.06
FED CRIMINALINVESTIGATIOS	8,915.34	.00	.00	8,915.34
FED GRANT FUND 101-VOCA	9,206.35	.00	.00	9,206.35
FUND 140: PRO GRANT	65,091.66	.00	.00	65,091.66
STATE GRANT FUND 150	1,009.51	.00	.00	1,009.51
STATE GRANT 151	97,538.78	.00	.00	97,538.78
CDBG/CARES GRANT	80,401.42	.00	.00	80,401.42
COVID 19	2,037.56	.00	.00	2,037.56
FUND207-ARP ACT OF 2021	115,806.10	25,000.00-	.00	90,806.10
FUND 208	639,525.83	.00	.00	639,525.83
HOTEL/MOTEL	91,496.90	13,110.87-	.00	78,386.03
CIRCUIT CLERK FEES	1.00	.00	.00	1.00
SHERIFF FEES	2,182.01	3,245.00-	1,070.00	7.01

FUND361: CERTIFIED 2 STATE	387,612.80	.00	.00	387,612.80
BOARD OF HEALTH	887,841.77	57,767.79-	.00	830,073.98
TF SEIZED ASSET HOLDING	131,386.97	14,883.00-	.00	116,503.97
SEIZED ASSET HOLDING	8,444.48	.00	.00	8,444.48
PAYROLL ACCT	16,455.32	601.08-	.00	15,854.24
GENERAL CO CHECKING	66,365.98	65,920.23-	.00	445.75
COAL SEVERANCE CHECKING	1.00	.00	.00	1.00
DOG FUND CHECKING	.98	.00	.00	.98
GENERAL SCHOOL CHECKING	1.00	.00	.00	1.00
WV ELECTRONIC TR CLEARING	500.00	500.00-	.00	.00
TAX ACCOUNT	3,499,460.03	3,718,079.84-	218,619.81	.00
*** BANK TOTAL ***	12,230,555.23	3,934,740.46-	1,668,813.35	9,964,628.12

MOUNTAIN VALLEY BANK	BANK BALANCE	OUTSTANDING CHECKS/DEBITS	OUTSTANDING DEPOSITS/CREDITS	BOOK BALANCE
CRIMINAL INVESTIGATIONS	30,509.33	.00	.00	30,509.33
*** BANK TOTAL ***	30,509.33	.00	.00	30,509.33
*** COUNTY TOTAL ***	12,961,611.28	3,944,621.08-	1,672,238.41	10,689,228.61
CASH ON HAND				1,110.00
J&W				100.00-
SHERIFF FEES				7.01-
SHERIFF FUND				280.11-
*** TOTAL ***				10,689,951.49



### GC Fund Monthly Balance Comparison

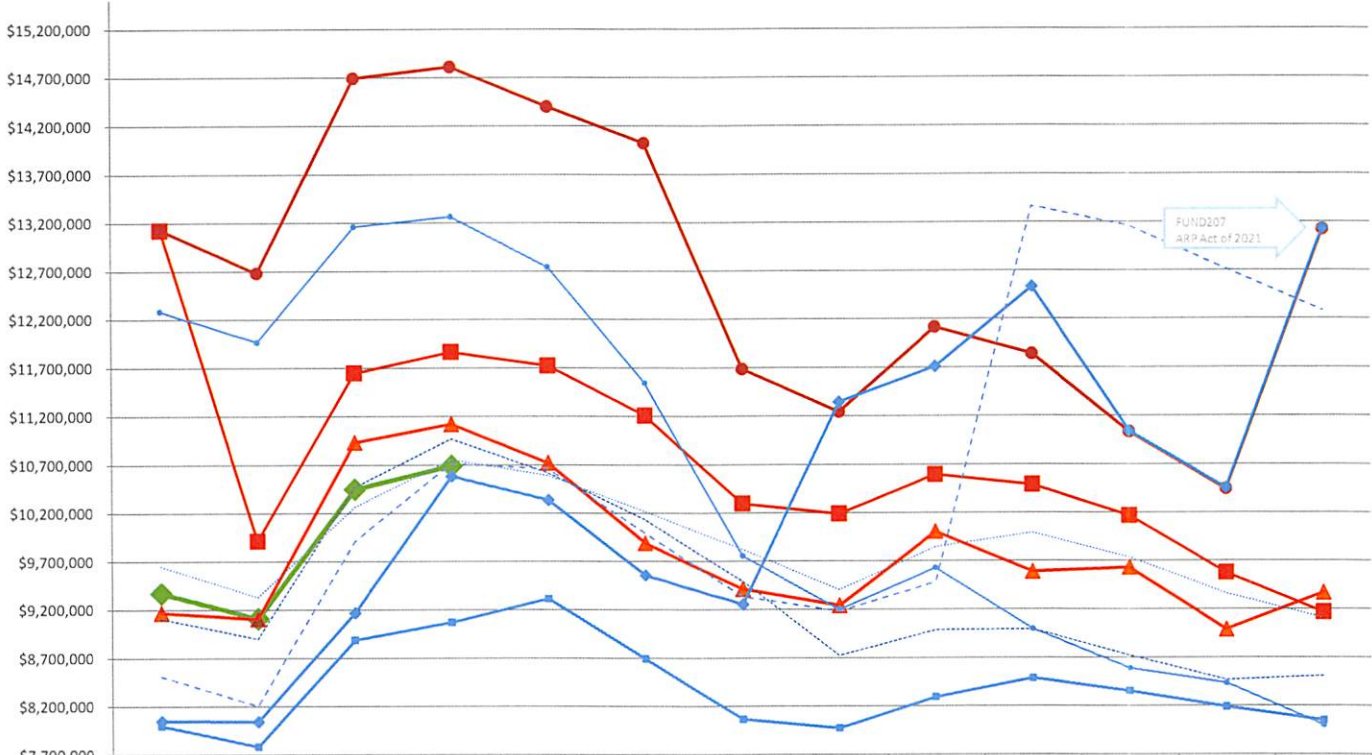


	June	July	August	September	October	November	December	January	February	March	April	May	June
FY2025 Beg Balance	\$922,656	\$922,656	\$922,656	\$922,656	\$922,656	\$922,656	\$922,656	\$922,656	\$922,656	\$922,656	\$922,656	\$922,656	\$922,656
FY2025 GC (001)	\$922,656	\$1,093,409	\$2,122,006	\$2,721,365									
FY2024 GC (001)	\$2,284,336	\$2,060,971	\$3,290,648	\$3,590,111	\$3,339,249	\$2,592,912	\$1,832,497	\$1,552,417	\$1,733,346	\$1,636,315	\$1,464,470	\$716,542	\$922,656
FY2023 GC (001)	\$3,522,177	\$3,647,461	\$5,048,819	\$5,268,789	\$4,394,438	\$3,579,844	\$3,251,695	\$2,974,561	\$2,962,019	\$2,909,778	\$2,705,678	\$2,175,219	\$2,284,336
FY2022 GC (001)	\$4,095,819	\$4,171,713	\$5,633,065	\$6,044,068	\$5,525,560	\$5,143,045	\$4,395,638	\$3,964,214	\$4,143,797	\$4,368,773	\$4,025,931	\$3,549,493	\$3,522,177
FY2021 GC (001)	\$2,410,287	\$2,575,043	\$3,771,843	\$4,761,292	\$4,968,713	\$4,232,819	\$3,797,403	\$5,955,574	\$5,895,416	\$6,461,329	\$4,440,625	\$4,056,157	\$4,095,819
FY2020 GC (001)	\$2,379,078	\$2,370,340	\$3,664,628	\$4,160,875	\$4,125,357	\$3,494,678	\$3,199,837	\$2,707,711	\$2,713,158	\$3,062,407	\$2,663,276	\$2,288,180	\$2,410,287
FY2019 GC (001)	\$2,527,268	\$2,459,430	\$3,528,880	\$3,677,277	\$3,527,893	\$3,183,851	\$2,679,261	\$2,360,003	\$2,637,263	\$2,442,327	\$2,622,900	\$2,448,892	\$2,379,078
FY2018 GC (001)	\$3,539,239	\$3,023,875	\$4,295,403	\$4,509,328	\$4,474,504	\$3,695,510	\$3,241,601	\$2,831,316	\$2,889,347	\$3,224,853	\$2,966,224	\$2,564,621	\$2,527,268
FY2017 GC (001)	\$4,234,568	\$3,670,660	\$4,935,750	\$5,364,280	\$4,968,901	\$4,490,829	\$4,134,460	\$3,458,698	\$3,746,104	\$3,925,254	\$3,680,978	\$3,336,373	\$3,539,239
FY2016 GC (001)	\$4,633,165	\$4,338,349	\$5,275,442	\$5,583,060	\$5,441,721	\$5,005,357	\$4,749,223	\$4,433,423	\$4,634,228	\$4,807,409	\$4,636,459	\$4,257,438	\$4,234,568

■ FY2025 Beg Balance   
 ▲ FY2025 GC (001)   
 ▲ FY2024 GC (001)   
 ◆ FY2023 GC (001)   
 ● FY2022 GC (001)   
 ◆ FY2021 GC (001)

◆ FY2020 GC (001)   
 ◆ FY2019 GC (001)   
 ◆ FY2018 GC (001)   
 ◆ FY2017 GC (001)   
 ◆ FY2016 GC (001)

### Total Monthly Fund Balance Comparison



	June	July	August	September	October	November	December	January	February	March	April	May	June
FY2025 All	\$9,369,691	\$9,106,665	\$10,445,912	\$10,689,951									
FY2024 All	\$9,166,928	\$9,105,703	\$10,931,707	\$11,120,894	\$10,720,132	\$9,892,809	\$9,411,066	\$9,238,679	\$10,005,884	\$9,588,787	\$9,631,115	\$8,986,956	\$9,369,691
FY2023 All	\$13,124,062	\$9,912,390	\$11,647,598	\$11,866,247	\$11,722,476	\$11,207,612	\$10,297,562	\$10,190,033	\$10,593,975	\$10,489,887	\$10,165,794	\$9,577,749	\$9,166,928
FY2022 All	\$13,133,665	\$12,681,047	\$14,692,813	\$14,810,286	\$14,400,201	\$14,020,328	\$11,685,158	\$11,243,248	\$12,113,798	\$11,838,676	\$11,033,326	\$10,443,743	\$13,124,062
FY2021 All	\$8,046,421	\$8,044,218	\$9,166,691	\$10,581,314	\$10,335,071	\$9,553,762	\$9,252,736	\$11,343,312	\$11,707,239	\$12,531,850	\$11,040,559	\$10,454,944	\$13,133,665
FY2020 All	\$7,995,622	\$7,784,473	\$8,884,914	\$9,067,040	\$9,311,782	\$8,688,397	\$8,062,086	\$7,972,669	\$8,290,528	\$8,484,171	\$8,350,480	\$8,186,322	\$8,046,421
FY2019 All	\$12,282,432	\$11,966,896	\$13,159,770	\$13,263,720	\$12,742,789	\$11,540,599	\$9,757,161	\$9,198,043	\$9,629,407	\$8,993,924	\$8,586,799	\$8,431,133	\$7,995,622
FY2018 All	\$8,508,086	\$8,202,766	\$9,909,500	\$10,711,381	\$10,658,165	\$9,991,158	\$9,332,521	\$9,181,686	\$9,480,086	\$13,367,188	\$13,159,830	\$12,714,175	\$12,282,432
FY2017 All	\$9,105,619	\$8,900,055	\$10,468,726	\$10,968,742	\$10,617,129	\$10,131,861	\$9,492,223	\$8,722,818	\$8,986,418	\$8,990,832	\$8,719,015	\$8,465,046	\$8,508,086
FY2016 All	\$9,649,199	\$9,330,428	\$10,262,091	\$10,755,916	\$10,591,461	\$10,216,201	\$9,823,858	\$9,403,320	\$9,845,998	\$9,993,950	\$9,734,705	\$9,360,179	\$9,105,619

◆ FY2025 All   
 ▲ FY2024 All   
 ■ FY2023 All   
 ◆ FY2022 All   
 ◆ FY2021 All   
 ◆ FY2020 All   
 ◆ FY2019 All   
 ◆ FY2018 All   
 ◆ FY2017 All   
 ◆ FY2016 All

FUND	1
Revenue/Expense?	Revenue

Sum of AMOUNT MONTH	FY	FY										
		2015	2016	2017	2018	2019	2020	2021	2022	2023	2024	2025
7		\$606,421	\$691,768	\$626,094	\$659,643	\$809,720	\$880,712	\$900,062	\$1,007,290	\$1,482,712	\$833,873	\$1,022,740
8		\$1,733,937	\$1,809,437	\$2,032,998	\$2,066,427	\$2,099,545	\$2,161,354	\$2,069,914	\$2,293,219	\$2,572,716	\$2,292,669	\$1,956,969
9		\$1,001,518	\$1,030,064	\$1,118,185	\$932,141	\$1,109,435	\$1,283,512	\$1,649,888	\$1,328,180	\$1,282,312	\$1,265,088	\$1,564,509
10		\$352,029	\$450,523	\$359,781	\$540,505	\$479,392	\$603,957	\$802,995	\$482,515	\$522,432	\$805,912	
11		\$141,604	\$150,172	\$203,591	\$232,417	\$302,723	\$180,111	\$524,130	\$188,385	\$173,257	\$217,849	
12		\$218,512	\$252,836	\$209,641	\$242,131	\$253,780	\$243,182	\$274,905	\$286,916	\$208,320	\$233,471	
1		\$174,697	\$183,425	\$142,411	\$291,514	\$347,376	\$235,577	\$2,783,136	\$257,720	\$385,976	\$332,073	
2		\$712,509	\$779,042	\$940,248	\$616,981	\$847,784	\$746,373	\$577,242	\$846,925	\$729,193	\$842,748	
3		\$687,447	\$757,121	\$857,206	\$889,081	\$455,626	\$903,569	\$1,234,760	\$877,834	\$800,844	\$1,040,047	
4		\$397,609	\$349,039	\$310,648	\$443,614	\$775,267	\$285,740	\$394,884	\$391,476	\$732,951	\$566,511	
5		\$207,197	\$213,926	\$182,814	\$234,440	\$209,899	\$344,876	\$255,848	\$283,301	\$237,671	\$293,810	
6		\$723,162	\$738,611	\$861,752	\$802,345	\$714,905	\$893,563	\$819,744	\$797,862	\$928,263	\$931,790	
<b>Grand Total</b>		<b>\$6,956,641</b>	<b>\$7,405,963</b>	<b>\$7,845,369</b>	<b>\$7,951,237</b>	<b>\$8,405,452</b>	<b>\$8,762,526</b>	<b>\$12,287,509</b>	<b>\$9,041,624</b>	<b>\$10,056,648</b>	<b>\$9,655,840</b>	<b>\$4,544,218</b>
Average		\$579,720	\$617,164	\$653,781	\$662,603	\$700,454	\$730,211	\$1,023,959	\$753,469	\$838,054	\$804,653	
Minimum		\$141,604	\$150,172	\$142,411	\$232,417	\$209,899	\$180,111	\$255,848	\$188,385	\$173,257	\$217,849	
Maximum		\$1,733,937	\$1,809,437	\$2,032,998	\$2,066,427	\$2,099,545	\$2,161,354	\$2,783,136	\$2,293,219	\$2,572,716	\$2,292,669	
Median		\$502,015	\$571,145	\$492,938	\$578,743	\$597,149	\$675,165	\$811,370	\$640,189	\$731,072	\$819,892	
Average-Median		\$77,705	\$46,018	\$160,843	\$83,860	\$103,306	\$55,045	\$212,589	\$113,280	\$106,982	\$15,239	

FUND	1
Revenue/Expense?	Expense

Sum of AMOUNT MONTH	FY	FY										
		2015	2016	2017	2018	2019	2020	2021	2022	2023	2024	2025
7		-\$716,094	-\$986,584	-\$1,190,002	-\$1,175,007	-\$877,557	-\$889,450	-\$735,307	-\$931,396	-\$1,357,428	-\$1,057,238	-\$851,987
8		-\$657,835	-\$872,345	-\$767,909	-\$794,898	-\$1,030,094	-\$867,066	-\$873,114	-\$831,867	-\$1,171,358	-\$1,062,993	-\$928,372
9		-\$667,910	-\$722,446	-\$689,654	-\$718,216	-\$961,038	-\$787,266	-\$660,440	-\$917,177	-\$1,062,342	-\$965,625	-\$965,150
10		-\$638,585	-\$591,862	-\$755,161	-\$575,328	-\$628,776	-\$639,474	-\$595,574	-\$1,001,023	-\$1,396,783	-\$1,056,774	
11		-\$565,155	-\$586,536	-\$681,663	-\$1,011,411	-\$646,766	-\$810,790	-\$1,260,024	-\$570,901	-\$987,851	-\$964,186	
12		-\$460,855	-\$508,970	-\$566,011	-\$696,040	-\$758,369	-\$538,024	-\$710,321	-\$1,034,323	-\$536,470	-\$993,885	
1		-\$472,689	-\$499,225	-\$818,173	-\$701,799	-\$666,633	-\$727,702	-\$624,965	-\$689,144	-\$663,110	-\$612,153	
2		-\$606,348	-\$578,237	-\$652,842	-\$558,950	-\$570,524	-\$740,926	-\$637,400	-\$667,342	-\$741,735	-\$661,819	
3		-\$634,134	-\$583,920	-\$678,006	-\$553,575	-\$650,562	-\$554,320	-\$668,846	-\$652,858	-\$853,085	-\$1,137,077	
4		-\$517,200	-\$520,009	-\$554,974	-\$702,243	-\$594,694	-\$684,871	-\$2,415,589	-\$734,318	-\$937,051	-\$738,357	
5		-\$549,954	-\$592,947	-\$527,419	-\$636,043	-\$383,908	-\$719,971	-\$640,315	-\$759,740	-\$768,131	-\$1,041,738	
6		-\$526,854	-\$761,480	-\$658,886	-\$839,698	-\$784,719	-\$771,456	-\$780,082	-\$825,177	-\$819,145	-\$725,675	
<b>Grand Total</b>		<b>-\$7,013,613</b>	<b>-\$7,804,559</b>	<b>-\$8,540,699</b>	<b>-\$8,963,208</b>	<b>-\$8,553,642</b>	<b>-\$8,731,317</b>	<b>-\$10,601,977</b>	<b>-\$9,615,266</b>	<b>-\$11,294,488</b>	<b>-\$11,017,521</b>	<b>-\$2,745,509</b>
Average		-\$584,468	-\$650,380	-\$711,725	-\$746,934	-\$712,803	-\$727,610	-\$883,498	-\$801,272	-\$941,207	-\$918,127	
Min (Max spending)		-\$716,094	-\$986,584	-\$1,190,002	-\$1,175,007	-\$1,030,094	-\$889,450	-\$2,415,589	-\$1,034,323	-\$1,396,783	-\$1,137,077	
Max (Min spending)		-\$460,855	-\$499,225	-\$527,419	-\$553,575	-\$383,908	-\$538,024	-\$595,574	-\$570,901	-\$536,470	-\$612,153	
Median		-\$585,752	-\$589,199	-\$679,834	-\$702,021	-\$658,598	-\$734,314	-\$689,584	-\$792,458	-\$895,068	-\$979,755	
Average-Median		\$1,284	-\$61,181	-\$31,891	-\$44,913	-\$54,206	\$6,705	-\$193,914	-\$8,814	-\$46,139	\$61,628	